





































Single Zone Table Control Panel	EOL Value	Alarm Value	Module Plug Colour & Setting (Modules marked  are not used)	Shared Zone Table Control Panel	EOL Value	Alarm Value	Module Plug Colour & Setting (Contact 1 Contact 2)
Honeywell Ademco	1KR	1KR	 Alarm →  Tamper To Zone	Honeywell Ademco	1KR	1KR	 Alarm →  Tamper To Zone
Europlex	2K2	2K2	 Alarm →  Tamper To Zone	Europlex	2K2	2K2	 Alarm →  Tamper To Zone
Scantronic, Menvier Texecom, Pyronix Castle, Cooper	2K2	4K7	 Alarm →  Tamper To Zone	Scantronic, Menvier Texecom, Pyronix Castle, Cooper	2K2	4K7	 Alarm →  Tamper To Zone
Siemens & Aritech	4K7	4K7	 Alarm →  Tamper To Zone	Siemens & Aritech	4K7	4K7	 Alarm →  Tamper To Zone
Gardtec	4K7	6K8	 Alarm →  Tamper To Zone	Gardtec	4K7	6K8	 Alarm →  Tamper To Zone
DSC	5K6	5K6	 Alarm →  Tamper To Zone	DSC	5K6	5K6	 Alarm →  Tamper To Zone
Guardall	8K2	8K2	 Alarm →  Tamper To Zone	Guardall	8K2	8K2	 Alarm →  Tamper To Zone
Pacom	10k	10k	 Alarm →  Tamper To Zone	Pacom	10k	10k	 Alarm →  Tamper To Zone
4 Wire	N/A	N/A	 Alarm to Zone  Tamper to sender				

Description:
Grade 3 Class II
Flush Tampered Speedfit Contact with Multiple Resistors - Round Flange Plate fixing

Material:
High Impact Polystyrene

Operating Gap:
14mm (Approx)

Terminals: 4-Terminal Block

Tamper: TACT Microswitch

Magnet:
Ferrite or Alnico V

Contact Material:
Rhodium

Voltage Range:
15v DC Max

Switching Current:
500mA Max DC

Temperature Range:
-40°C to +50°C

Jumper Combination:
Includes both EOL and Alarm by-pass resistor options

Dimensions:
20mm dia body, 30mm depth

Colour:
White

Description: – G3 Flush Contact suitable for all widely available panels. Wired in Single or Shared Zone configurations. The XA51MULTI is a flush mount contact with integral tamper switch and round flange plate mounting arrangement. It is intended to be wired in a fully supervised (EOL) format or 4-wire and benefits from the option of a second device connected in series.

Operation: The contact will operate with a gap of approximately 14mm between the magnet and reed.

Installation: Drill a 20mm dia. hole, 32mm deep for the contact and 28mm deep for the magnet. Rebate an area 28 x 2mm for both fascias. Wire the contact and select what modules are required, (see tables above), before inserting the contact case assembly into the wall/frame. Ensure the tamper switch has operated. Fix the contact to the mounting surfaces using the pins provided.

Wiring: Please refer to the wiring diagram for details. The product is supplied with two sets of modules. The modules are used to configure the contact for the panel and allow connection using either resistors or a simple alarm contact. It is advisable to fit the modules before wiring and fitting the contact. The modules are colour coded and have an arrow to orientate them as shown in the wiring diagram. The modules are always used in coloured pairs ie; either RED or GREEN. *Note this contact meets the requirements of TS50131-2-6:2008*

KNIGHT
FIRE & SECURITY PRODUCTS LTD
<mailto:info@knightfireandsecurity.com>

Unit 84 Seawall Road Ind. Estate
Cardiff UK CF24 5TH
Tel: 0 (00 44) 29 20 48 81 29
Fax: 0 (00 44) 29 20 48 91 32

Drawing No: **XA51Multi**

Drawn: *Chris Moorman*

Date: *14/11/11*

All dimensions in mm
Do not scale



© Knight Fire & Security Products Ltd
All cases of ™ Infringement will be pursued.