

PRE-ASSEMBLED BEAM TOWERS

TQ SERIES (QUAD) TC SERIES (ANTI-CRAWL)

FEATURES

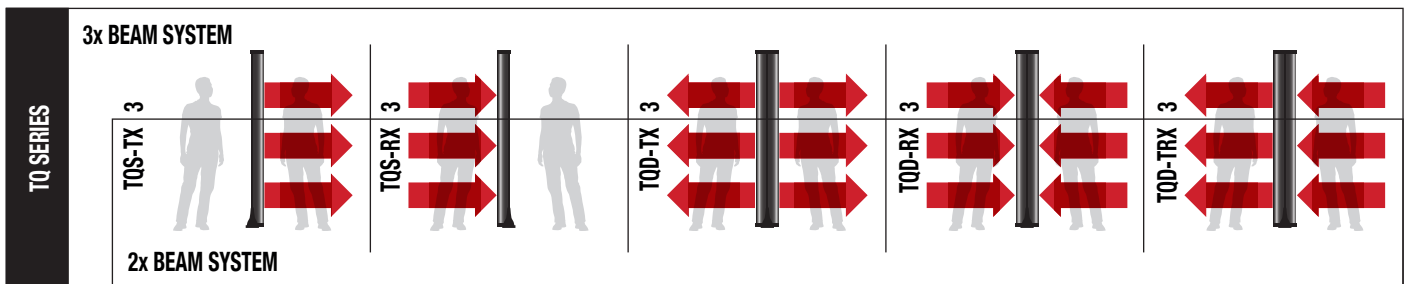
- Reduced time on site
- Cost save on installation
- Simplified design
- Standardised build quality
- Reduced labour cost

Standing 2m tall and with a choice of single or double-sided options covering zones up to 200m, TQ and TC series Beam Towers are pre-designed and wired - including heater units, thermostats, tamper switches, and even an optional fitted power supply - to be quickly and easily specified and installed.

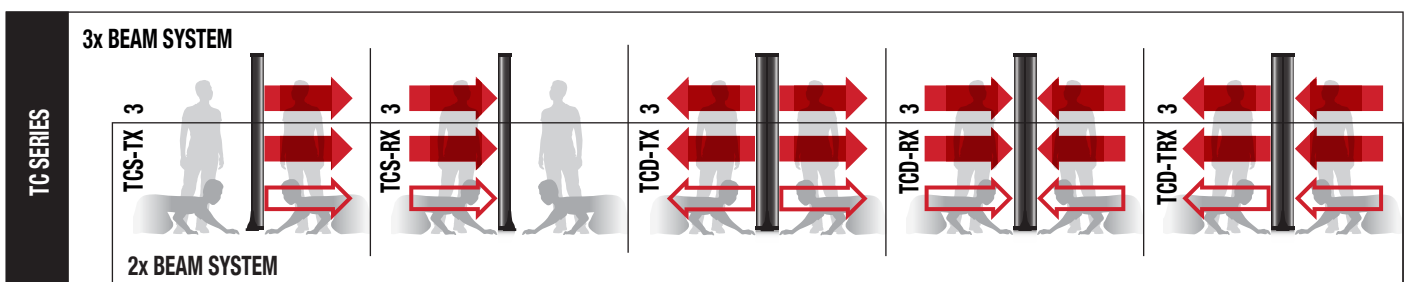


Featuring signal verification and real-time sensitivity adjustment to ensure reliable detection in even the most demanding of weather conditions, the TQ and TC Series take the construction of Beam Towers to a new level, while eliminating the need for specialist design and assembly; maximising protection needs and reducing installation and labour costs on site.

FOR WALKING, & RUNNING INTRUDER DETECTION - UP TO 200m ZONES



FOR CRAWLING, WALKING, & RUNNING INTRUDER DETECTION - UP TO 100m ZONES



TOWER SERIES

Supplied fully assembled, tested, and ready for installation in the following configurations:

T	Q	S	TX	3
	C	D	RX	
			TRX	

- T. 2m Tower enclosure
- Q. 2x Quad Beams (200m)
- C. 1x Quad plus 1x Anti-Crawl Beam (100m)
- S. Single sided
- D. Double sided
- TX. Transmitters only
- RX. Receivers only
- TRX. Transmitters one side / Receivers the other
- 3. 1x Additional Quad Beam (3x Beams total)

Example shown (above, and left):
TCS-RX3

Series	TQ	TC	TQ3	TC3
Quad	2	1	3	2
Anti-crawl	-	1	-	1
Max. distance	200m	100m	200m	100m
Heaters	•	•	•	•
Fan	•	•	•	•
Motherboard	•	•	•	•
Tamper Switch	•	•	•	•
Anti-Climb Switch	-	•	-	•

INCLUDED ACCESSORIES




Motherboard



Heaters



Fan



Tamper Switch



Power Supply
TOWERPSU



Floor Bracket
TAFB

OPTIONAL

SPECIFICATIONS

Model	TQS-TX	TQS-RX	TQD-TX	TQD-RX	TQD-TRX
Detection type	Quad	Quad	Quad	Quad	Quad
Tower type	Transmitter	Receiver	Transmitter	Receiver	Transmitter + Receiver
Protection distance	10-200m	10-200m	10-200m	10-200m	10-200m
Beam power adjust	H: 100% / L: 50%	-	H: 100% / L: 50%	-	H: 100% / L: 50%
Arrival distance (max)	2000m	-	2000m	-	2000m
Tower height	2m	2m	2m	2m	2m
Field of view	Single sided (180°)	Single sided (180°)	Double sided (360°)	Double sided (360°)	Double sided (360°)
Input voltage	12VDC	12VDC	12VDC	12VDC	12VDC
Alarm output	-	N.C. 30V(AC/DC) 1A	-	N.C. 30V(AC/DC) 1A	N.C. 30V(AC/DC) 1A
Tamper output	N.C.	N.C.	N.C.	N.C.	N.C.
Environmental	-	N.C. 30V(AC/DC) 0.5A	-	N.C. 30V(AC/DC) 0.5A	N.C. 30V(AC/DC) 0.5A
Response time	-	0.05 sec - 0.7 sec	-	0.05 sec - 0.7 sec	0.05 sec - 0.7 sec

Model	TCS-TX	TCS-RX	TCD-TX	TCD-RX	TCD-TRX
Detection type	Quad + Anti-Crawl	Quad + Anti-crawl	Quad + Anti-crawl	Quad + Anti-crawl	Quad + Anti-crawl
Tower type	Transmitter	Receiver	Transmitter	Receiver	Transmitter + Receiver
Protection distance	10-100m	10-100m	10-100m	10-100m	10-100m
Beam power adjust	H: 100% / L: 50%	-	H: 100% / L: 50%	-	H: 100% / L: 50%
Arrival distance (max)	1000m	-	1000m	-	1000m
Tower height	2m	2m	2m	2m	2m
Field of view	Single sided (180°)	Single sided (180°)	Double sided (360°)	Double sided (360°)	Double sided (360°)
Input voltage	12VDC	12VDC	12VDC	12VDC	12VDC
Alarm output	-	N.C. 30V(AC/DC) 1A	-	N.C. 30V(AC/DC) 1A	N.C. 30V(AC/DC) 1A
Tamper output	N.C.	N.C.	N.C.	N.C.	N.C.
Anti-climb	N.C.	N.C.	N.C.	N.C.	N.C.
Environmental	-	N.C. 30V(AC/DC) 0.5A	-	N.C. 30V(AC/DC) 0.5A	N.C. 30V(AC/DC) 0.5A
Response time	Quad Anti-Crawl: AND Anti-Crawl: OR	- 0.05 sec - 0.7 sec - 0.35 sec - 0.5 sec - 0.1 sec - 0.5 sec	- 0.05 sec - 0.7 sec - 0.35 sec - 0.5 sec - 0.1 sec - 0.5 sec	- 0.05 sec - 0.7 sec - 0.35 sec - 0.5 sec - 0.1 sec - 0.5 sec	- 0.05 sec - 0.7 sec - 0.35 sec - 0.5 sec - 0.1 sec - 0.5 sec

TAKEX EUROPE LTD.

Europe, Middle East, and Africa
Aviary Court, Wade Road
Basingstoke, Hampshire RG24 8PE
United Kingdom

tel : +44 (0) 1256 475555

fax : +44 (0) 1256 466268

www.take.com/uk