

RG-ES200 Series Layer 2 Cloud Managed Switches

Unique Value for CCTV Network



Highlights

- Abundant models fit needs for access layer in SMB network
- Cost-Effective Smart Cloud Managed Switches
- IP Camera Recognition, Unique Value for CCTV Network
- Automatic Loop Prevention Ensures Service Continuity
- Lifetime management on Ruijie Cloud at anytime anywhere

Highlight Features

RG-ES200 Series Switches

Gigabit access switch fits the needs in SMB network



802.3at / 802.3af



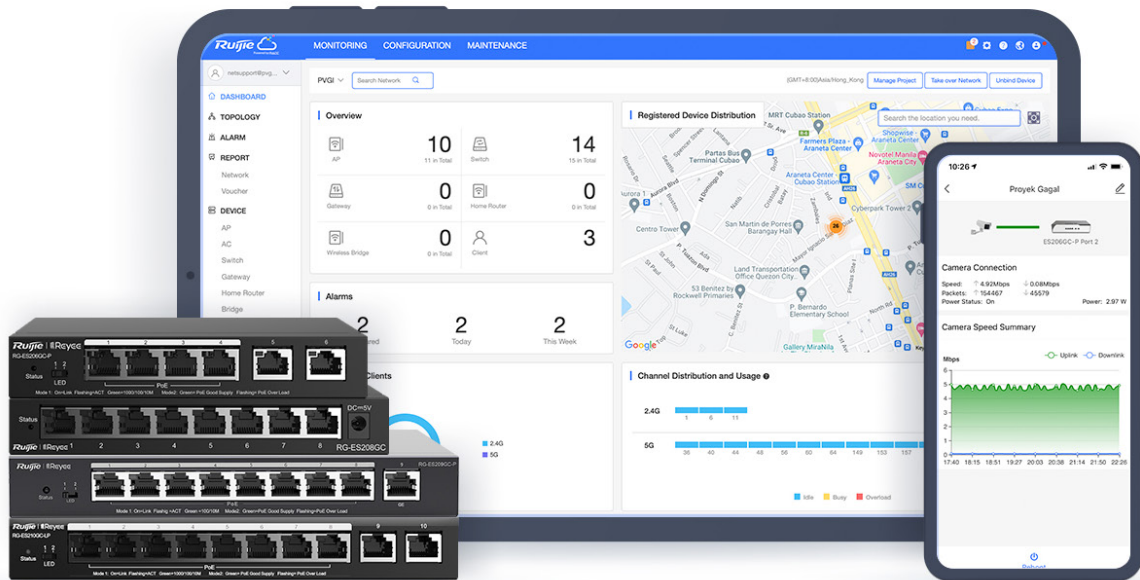
Abundant Application Scenarios



Centralized Cloud Management

Cost-Effective Smart Cloud Managed Switches

ES200 adopts a light-weighted Cloud management design, providing faster response to support richer features.



IP Camera/NVR recognition



Automatic Loop Prevention




Mobile VLAN Configuration



Intelligent PoE Adaptive

Highlight Features

Unique Value for CCTV Network



The image shows a 3D rendering of a meeting room with a server rack, desks, and chairs. A network path is highlighted in blue, connecting the server rack to a camera on the wall. A green checkmark icon is placed above the camera. To the right, a smartphone displays a management app interface for 'Anyar' showing camera connection details and a speed summary graph. The graph shows uplink and downlink speeds in Mbps over time. A 'Reboot succeeded' message is visible at the bottom of the app.

250 meters transmission*

Flexible extend mode

IPC Offline Alarm

Individual port reboot

Automatic Loop Prevention Ensures Service Continuity

Network stays connected when network loop happens

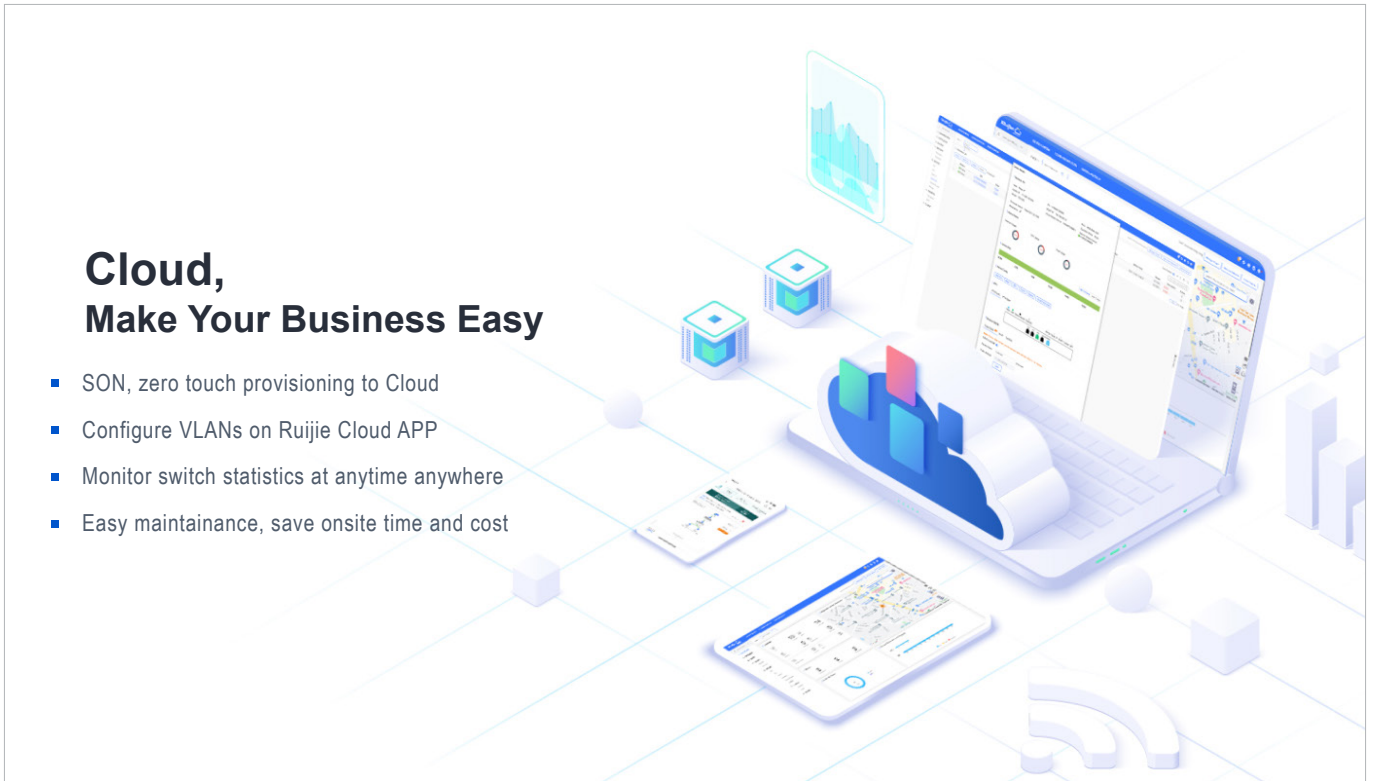


The image shows a smartphone displaying network settings. A 'Loop Prevention' toggle is highlighted, with a tooltip that reads 'Loop Prevention Detects and prevents loops automatically.' The toggle is currently turned on. Below the toggle, there are options for 'Loop Prevention', 'Cable Test', 'Monitor', 'Device Log', 'Delete', and 'Reboot'. In the background, a Ruijie network switch (RG-ES205GC-P) is shown with a camera and an AP connected to it. The switch has a status LED and a PoE port.

Highlight Features

Cloud, Make Your Business Easy

- SON, zero touch provisioning to Cloud
- Configure VLANs on Ruijie Cloud APP
- Monitor switch statistics at anytime anywhere
- Easy maintenance, save onsite time and cost



Specifications

Basic

| Model | RG-ES205GC-P | RG-ES205GC | RG-ES206GC-P | RG-ES208GC | RG-ES209GC-P |
|-------------------------|------------------------|------------------------|------------------------|------------------------|-------------------------|
| 10/100/1000Base-T ports | 5 | 5 | 6 | 8 | 9 |
| 1000Base-X SFP ports | - | - | - | - | - |
| PoE/PoE+ ports | 4 | - | 4 | - | 8 |
| Max. PoE budget | 54W | - | 54W | - | 120W |
| Layer Type | Layer 2 | Layer 2 | Layer 2 | Layer 2 | Layer 2 |
| Switching capacity | 10 Gbps | 10 Gbps | 12 Gbps | 16 Gbps | 18 Gbps |
| Forwarding rate | 7.44 Mpps | 7.44 Mpps | 8.93 Mpps | 11.90 Mpps | 13.39 Mpps |
| Packet Buffer | 1 Mbit | 1 Mbit | 1 Mbit | 1.5 Mbit | 1.5 Mbit |
| MAC address table | 2000 | 2000 | 4000 | 4000 | 4000 |
| Maximum VLAN Support | 16 | 16 | 16 | 16 | 16 |
| Dimensions (W x D x H) | 148 mm x 78 mm x 26 mm | 119 mm x 75 mm x 24 mm | 148 mm x 78 mm x 26 mm | 160 mm x 75 mm x 24 mm | 202 mm x 108 mm x 28 mm |
| Weight (With package) | 0.9 kg | 0.36 kg | 0.79 kg | 0.49 kg | 1.3 kg |
| MTBF (Hours) | > 200,000 | > 200,000 | > 200,000 | > 200,000 | > 200,000 |
| Warranty | 3 Years | 3 Years | 3 Years | 3 Years | 3 Years |

Software Features

| | | | | | |
|--|--------------|--------------|--------------|--------------|--------------|
| 10/100/1000M Auto/Full/Half Duplex Negotiation | ✓ | ✓ | ✓ | ✓ | ✓ |
| Flow Control | ✓ | ✓ | ✓ | ✓ | ✓ |
| Storm Suppression | ✓ | ✓ | ✓ | ✓ | ✓ |
| Management IP | 10.44.77.200 | 10.44.77.200 | 10.44.77.200 | 10.44.77.200 | 10.44.77.200 |
| VLAN Range | 1 - 4094 | 1 - 4094 | 1 - 4094 | 1 - 4094 | 1 - 4094 |
| Port-based VLAN | ✓ | ✓ | ✓ | ✓ | ✓ |

Specifications

Software Features

| Model | RG-ES205GC-P | RG-ES205GC | RG-ES206GC-P | RG-ES208GC | RG-ES209GC-P |
|----------------------------|--------------|------------|--------------|------------|--------------|
| ACL | - | - | - | - | - |
| QoS | - | - | - | - | - |
| ACL | - | - | - | - | - |
| DHCP Client | ✓ | ✓ | ✓ | ✓ | ✓ |
| DHCP Snooping | ✓ | ✓ | ✓ | ✓ | ✓ |
| Telnet | 1 session | 1 session | 1 session | 1 session | 1 session |
| SSH | - | - | - | - | - |
| DNS Client | ✓ | ✓ | ✓ | ✓ | ✓ |
| SNMP v1/v2/v3 | - | - | - | - | - |
| Many-to-one Port Mirroring | ✓ | ✓ | ✓ | ✓ | ✓ |
| Downlink Loop Protection | ✓ | ✓ | ✓ | ✓ | ✓ |
| Loop Disabled Port | ✓ | ✓ | ✓ | ✓ | ✓ |
| Disconnection Duration | 2s | 2s | 2s | 2s | 2s |
| Flow Control | ✓ | ✓ | ✓ | ✓ | ✓ |
| Cable Testing | ✓ | ✓ | ✓ | ✓ | ✓ |
| Web-based Management | ✓ | ✓ | ✓ | ✓ | ✓ |
| HTTP | ✓ | ✓ | ✓ | ✓ | ✓ |
| Cloud Management | ✓ | ✓ | ✓ | ✓ | ✓ |

Specifications

Hardware Features

| Model | RG-ES205GC-P | RG-ES205GC | RG-ES206GC-P | RG-ES208GC | RG-ES209GC-P |
|-------------------------------|-----------------------------------|-----------------------------------|-----------------------------------|-----------------------------------|-----------------------------------|
| Reset Button | Rear | Rear | Rear | Rear | Rear |
| Cable Hot-swappable | ✓ | ✓ | ✓ | ✓ | ✓ |
| Power Supply Slot | Power adapter | Power adapter | Power adapter | Power adapter | Power adapter |
| Power Consumption | ≤ 60W | ≤ 3W | ≤ 60W | ≤ 4W | ≤ 130W |
| Power Supplies | 54V DC adapter, 1.1A | 5V DC adapter, 1A | 54V DC adapter, 1.1A | 5V DC adapter, 1A | 54V DC adapter, 2.4A |
| EEE | - | - | - | - | - |
| Fan | Fanless | Fanless | Fanless | Fanless | Fanless |
| Fan Adaptive Speed Adjustment | - | - | - | - | - |
| Acoustic Noise | Noiseless | Noiseless | Noiseless | Noiseless | Noiseless |
| Operating Temperature | 0°C to 40°C (32°F to 104°F) | 0°C to 40°C (32°F to 104°F) | 0°C to 40°C (32°F to 104°F) | 0°C to 40°C (32°F to 104°F) | 0°C to 40°C (32°F to 104°F) |
| Storage Temperature | -40°C to 70°C (-40°F to 158°F) | -40°C to 70°C (-40°F to 158°F) | -40°C to 70°C (-40°F to 158°F) | -40°C to 70°C (-40°F to 158°F) | -40°C to 70°C (-40°F to 158°F) |
| Operating Humidity | 10% to 90% RH | 10% to 90% RH | 10% to 90% RH | 10% to 90% RH | 10% to 90% RH |
| Storage Humidity | 5% to 95% RH | 5% to 95% RH | 5% to 95% RH | 5% to 95% RH | 5% to 95% RH |
| Port Surge | 4 kV | 4 kV | 4 kV | 4 kV | 4 kV |
| Operating Altitude (meters) | -500 to 5000 | -500 to 5000 | -500 to 5000 | -500 to 5000 | -500 to 5000 |
| Certificate | CE, RoHS | CE, RoHS | CE, RoHS | CE, RoHS | CE, RoHS |

Specifications

Basic

| Model | RG-ES210GC-LP | RG-ES216GC | RG-ES218GC-P | RG-ES224GC | RG-ES226GC-P |
|-------------------------|-------------------------|-------------------------|---------------------------|-------------------------|---------------------------|
| 10/100/1000Base-T ports | 10 | 16 | 16 | 24 | 24 |
| 1000Base-X SFP ports | - | - | 2 | - | 2 |
| PoE/PoE+ ports | 8 | - | 16 | - | 24 |
| Max. PoE budget | 70W | - | 240W | - | 370W |
| Layer Type | Layer 2 | Layer 2 | Layer 2 | Layer 2 | Layer 2 |
| Switching capacity | 20 Gbps | 32 Gbps | 36 Gbps | 48 Gbps | 52 Gbps |
| Forwarding rate | 14.88 Mpps | 23.81 Mpps | 26.78 Mpps | 35.71 Mpps | 38.69 Mpps |
| Packet Buffer | 1.5 Mbit | 4.1 Mbit | 4.1 Mbit | 4.1 Mbit | 4.1 Mbit |
| MAC address table | 4000 | 8000 | 8000 | 8000 | 8000 |
| Maximum VLAN Support | 16 | 16 | 16 | 16 | 16 |
| Dimensions (W x D x H) | 202 mm x 108 mm x 28 mm | 440 mm x 165 mm x 44 mm | 300 mm x 230 mm x 43.6 mm | 440 mm x 165 mm x 44 mm | 440 mm x 289 mm x 43.6 mm |
| Weight (With package) | 1.38 kg | 2.7 kg | 3.5 kg | 2.8 kg | 4.2 kg |
| MTBF (Hours) | > 200,000 | > 200,000 | > 200,000 | > 200,000 | > 200,000 |
| Warranty | 3 Years | 3 Years | 3 Years | 3 Years | 3 Years |

Software Features

| | | | | | |
|--|--------------|--------------|--------------|--------------|--------------|
| 10/100/1000M Auto/Full/Half Duplex Negotiation | ✓ | ✓ | ✓ | ✓ | ✓ |
| Flow Control | ✓ | ✓ | ✓ | ✓ | ✓ |
| Storm Suppression | ✓ | ✓ | ✓ | ✓ | ✓ |
| Management IP | 10.44.77.200 | 10.44.77.200 | 10.44.77.200 | 10.44.77.200 | 10.44.77.200 |
| VLAN Range | 1 - 4094 | 1 - 4094 | 1 - 4094 | 1 - 4094 | 1 - 4094 |
| Port-based VLAN | ✓ | ✓ | ✓ | ✓ | ✓ |

Specifications

Software Features

| Model | RG-ES210GC-LP | RG-ES216GC | RG-ES218GC-P | RG-ES224GC | RG-ES226GC-P |
|----------------------------|---------------|------------|--------------|------------|--------------|
| STP / RSTP | - | - | - | - | - |
| QoS | - | - | - | - | - |
| ACL | - | - | - | - | - |
| DHCP Client | ✓ | ✓ | ✓ | ✓ | ✓ |
| DHCP Snooping | ✓ | ✓ | ✓ | ✓ | ✓ |
| Telnet | 1 session | 1 session | 1 session | 1 session | 1 session |
| SSH | - | - | - | - | - |
| DNS Client | ✓ | ✓ | ✓ | ✓ | ✓ |
| SNMP v1/v2/v3 | - | - | - | - | - |
| Many-to-one Port Mirroring | ✓ | ✓ | ✓ | ✓ | ✓ |
| Downlink Loop Protection | ✓ | ✓ | ✓ | ✓ | ✓ |
| Loop Disabled Port | ✓ | ✓ | ✓ | ✓ | ✓ |
| Disconnection Duration | 2s | 2s | 2s | 2s | 2s |
| Flow Control | ✓ | ✓ | ✓ | ✓ | ✓ |
| Cable Testing | ✓ | ✓ | ✓ | ✓ | ✓ |
| Web-based Management | ✓ | ✓ | ✓ | ✓ | ✓ |
| HTTP | ✓ | ✓ | ✓ | ✓ | ✓ |
| Cloud Management | ✓ | ✓ | ✓ | ✓ | ✓ |

Specifications

Hardware Features

| Model | RG-ES210GC-LP | RG-ES216GC | RG-ES218GC-P | RG-ES224GC | RG-ES226GC-P |
|-------------------------------|-----------------------------------|-----------------------------------|--|-----------------------------------|--|
| Reset Button | Rear | Front | Front | Front | Front |
| Cable Hot-swappable | ✓ | ✓ | ✓ | ✓ | ✓ |
| Power Supply Slot | Power adapter | Single, fixed power supply | Single, fixed power supply | Single, fixed power supply | Single, fixed power supply |
| Power Consumption | ≤ 80W | ≤ 12W | ≤ 280W | ≤ 14W | ≤ 443W |
| Power Supplies | 54V DC adapter, 1.5A | 100 - 240V AC, 6A | 100 - 240V AC, 6A | 100 - 240V AC, 0.6A | 100 - 240V AC, 6A |
| EEE | - | - | - | - | - |
| Fan | Fanless | Fanless | Built-in, lower than 25°C stop running | Fanless | Built-in, lower than 25°C stop running |
| Fan Adaptive Speed Adjustment | - | - | ✓ | - | ✓ |
| Acoustic Noise | Noiseless | Noiseless | < 45dB | Noiseless | < 45dB |
| Operating Temperature | 0°C to 40°C (32°F to 104°F) | 0°C to 50°C (32°F to 122°F) | 0°C to 40°C (32°F to 104°F) | 0°C to 50°C (32°F to 122°F) | 0°C to 40°C (32°F to 104°F) |
| Storage Temperature | -40°C to 70°C (-40°F to 158°F) | -40°C to 70°C (-40°F to 158°F) | -40°C to 70°C (-40°F to 158°F) | -40°C to 70°C (-40°F to 158°F) | -40°C to 70°C (-40°F to 158°F) |
| Operating Humidity | 10% to 90% RH | 10% to 90% RH | 10% to 90% RH | 10% to 90% RH | 10% to 90% RH |
| Storage Humidity | 5% to 95% RH | 5% to 95% RH | 5% to 95% RH | 5% to 95% RH | 5% to 95% RH |
| Port Surge | 4 kV | 4 kV | 4 kV | 4 kV | 4 kV |
| Operating Altitude (meters) | -500 to 5000 | -500 to 5000 | -500 to 5000 | -500 to 5000 | -500 to 5000 |
| Certificate | CE, RoHS | CE, RoHS | CE, RoHS | CE, RoHS | CE, RoHS |

Package Contents

| Device | RG-ES205GC-P | RG-ES205GC | RG-ES206GC-P | RG-ES208GC | RG-ES209GC-P |
|-------------------------------|-------------------------|-------------------------|-------------------------|-------------------------|-------------------------|
| Power Supply | Power Adapter | Power Adapter | Power Adapter | Power Adapter | Power Adapter |
| Quick Start Guide | 1 | 1 | 1 | 1 | 1 |
| Warranty Card | 1 | 1 | 1 | 1 | 1 |
| Accessories | - | - | - | - | - |
| Package Weight | 0.9 kg | 0.36 kg | 0.79 kg | 0.49 kg | 1.3 kg |
| Package Dimension (w x d x h) | 249 mm x 217 mm x 62 mm | 178 mm x 158 mm x 52 mm | 249 mm x 217 mm x 62 mm | 197 mm x 172 mm x 52 mm | 305 mm x 289 mm x 64 mm |

| Device | RG-ES210GC-LP | RG-ES216GC | RG-ES218GC-P | RG-ES224GC | RG-ES226GC-P |
|-------------------------------|-------------------------|---|---|---|---|
| Power Supply | Power Adapter | Power cable | Power cable | Power cable | Power cable |
| Quick Start Guide | 1 | 1 | 1 | 1 | 1 |
| Warranty Card | 1 | 1 | 1 | 1 | 1 |
| Accessories | - | Mounting bracket * 2, Foot pad * 4, Screws * 6 | Mounting bracket * 2, Foot pad * 4, Screws * 8 | Mounting bracket, Foot pad * 4, Screws * 6 | Mounting bracket * 2, Foot pad * 4, Screws * 8 |
| Package Weight | 1.38 kg | 2.7 kg | 3.5 kg | 2.8 kg | 4.2 kg |
| Package Dimension (w x d x h) | 305 mm x 289 mm x 64 mm | 539 mm x 254 mm x 92 mm | 419 mm x 301 mm x 123 mm | 539 mm x 254 mm x 92 mm | 539 mm x 406 mm x 114 mm |

Ruijie | Rcycc

 **Redefine your easy network**

Copyright ©2000-2022 Ruijie Networks Co., Ltd. All rights reserved.

No part of this document may be reproduced or transmitted in any form or any means without prior written consent of Ruijie Networks Co., Ltd.

Notice

This content is applicable only to regions outside the China mainland. Ruijie Networks Co., Ltd. reserves the right to interpret this content.

The information contained herein is subject to change without notice. Nothing herein should be construed as constituting an additional warranty. Ruijie Networks Co., Ltd. shall not be liable for technical or editorial errors or omissions contained herein.



Ruijie Networks Co., Ltd
Floor 11, East Wing, Zhongyipengao Plaza,
No.29 Fuxing Road, Haidian District, Beijing China
Website: <https://www.ruijienetworks.com>