



Mesh Wi-Fi Range Extender

AC750 Dual Band Wi-Fi Extension



RE220



Wi-Fi Dead-Zone Killer



Access Point Mode



Easy Setup with App

Highlights

OneMesh™: Flexibly Create a Whole-Home Wi-Fi

Create a Mesh network by connecting your range extender to a OneMesh™ router for seamless whole-home coverage. The range extender works with any Wi-Fi router to eliminate Wi-Fi dead zones, and creates a Mesh network by connecting to a OneMesh™ router for seamless whole-home coverage.

Wi-Fi Dead-Zone Killer

Eliminate weak signal areas with Wi-Fi coverage for the whole house.

Smart Roaming


Enjoy uninterrupted streaming, surfing and more — even when moving around your home.

One Wi-Fi Name

Stay connected to the same network name in every room.

Unified Management

Manage the whole-home Wi-Fi by managing the central node via Tether app/Web UI.



Upgrade to Mesh Network



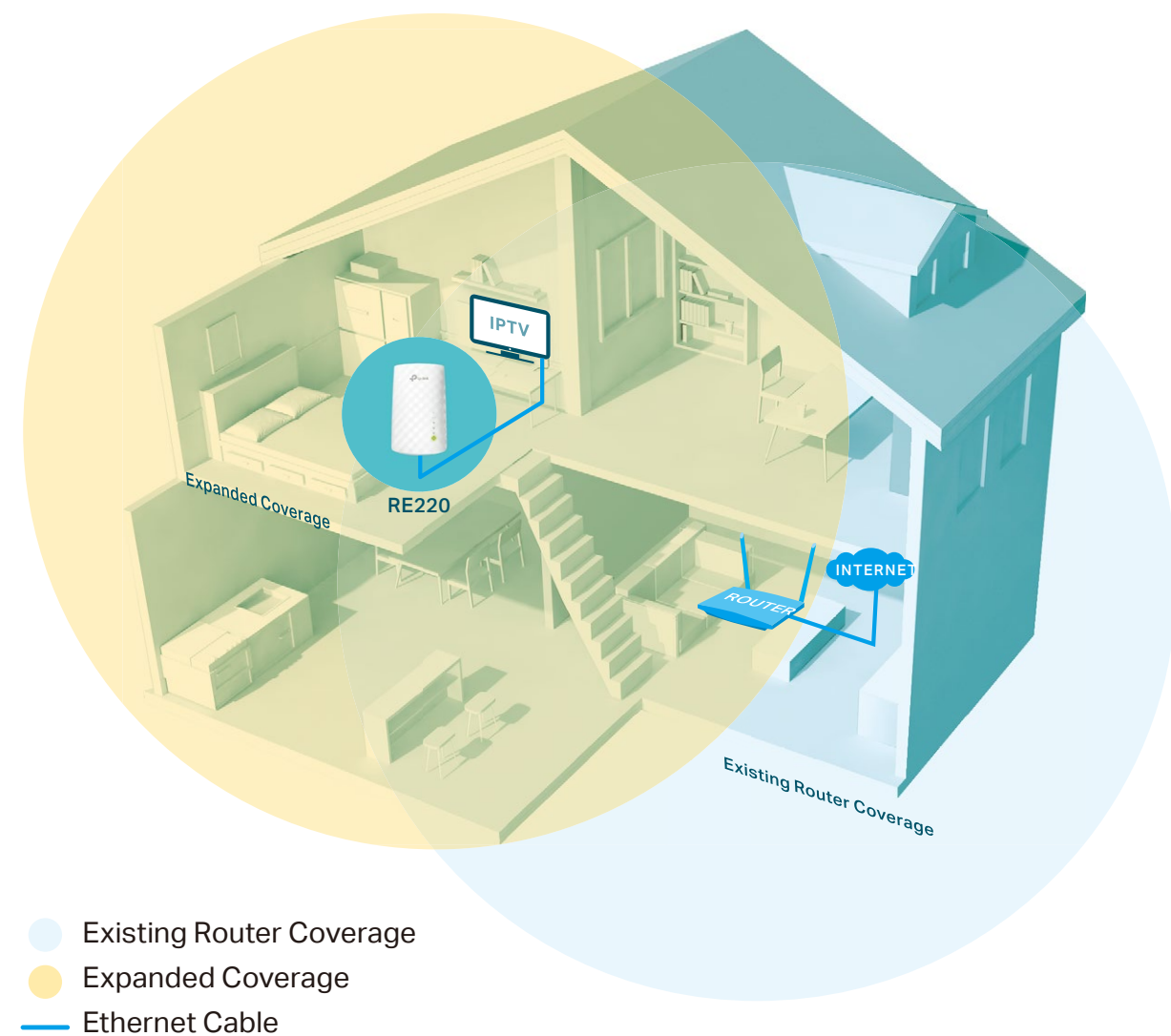
Enjoy Mesh network without having to replace your existing router by simply updating your OneMesh™ router's firmware. Check full list of OneMesh™ routers and range extenders at: <https://www.tp-link.com/onemesh/compatibility>

*More compatible devices are coming soon.

Highlights

Extend the Range of Your Wi-Fi Network

The AC750 Wi-Fi Range Extender connects to your router wirelessly, strengthening and expanding its signal into areas it can't reach on its own, achieving speeds of 300Mbps on the 2.4GHz band and 433Mbps on the 5GHz band.




Perfect Location at a Glimpse

An intelligent Signal light helps you quickly find the best location to install the range extender.



- Green** Strong connection
- Red** Too far from the router

Features



Ease of Use

- Compact Wall-Plug Design– Easy to install and move
- Ethernet Port – Connects a wired device to your Wi-Fi network
- Intuitive Web UI– Ensures quick and simple installation without hassle
- Fast Encryption – Makes secure wireless connection quick and easy with the push of a WPS button
- Hassle-free Management with Tether App – Network management is made easy with the TP-Link Tether App, available on any Android or iOS device



Speed

- Ultimate Wireless Speed – Combined wireless speeds of up to 300Mbps (over 2.4GHz) and 433Mbps (over 5GHz)
- Support 802.11ac – Provides a data transfer rate 3 times faster than 802.11n for each stream
- High Speed Mode – Uses one dedicated Wi-Fi band to boost extender performance
- Adaptive Path Selection – Keeps network running at top-speed by automatically choosing the fastest connection path to the router




Reliability

- Simultaneous Dual Band Connection – Separate 2.4 GHz and 5 GHz Wi-Fi bands enable more devices to connect to network without a drop in performance
- Access Control – Flexibly allows or restricts certain devices to access the internet for a specific period
- LED Control– Easily schedules the LED on or off to your needs, no blinking light disturbing your sleep

Specifications

Hardware

- Ethernet Port: 1 10/100Mbps RJ45 Port
- Button: WPS Button, RESET Button
- Antenna: 3 Omni-directional Antennas
- Power Consumption: 7.0W
- Dimensions (W × D × H): 2.6×1.5×4.3 in. (65.8×38.8×110mm)



Wireless

- Wireless Standards: IEEE 802.11 a/n/ac 5GHz, IEEE 802.11b/g/n 2.4GHz
- Frequency: 2.4GHz and 5GHz
- Signal Rate: 300Mbps at 2.4GHz, 433Mbps at 5GHz
- Transmit Power:
FCC: < 30dBm
- Reception Sensitivity:
5GHz:
11a 6Mbps: -94dBm, 11a 54Mbps: -78dBm
11ac HT20 MCS0: -94dBm, MCS8: -73dBm
11ac HT40 MCS0: -91dBm, MCS9: -65dBm
11ac HT80 MCS0: -88dBm, MCS9: -62dBm
2.4GHz:
11g 54Mbps: -78dBm, 11n HT20: -75dBm
11n HT40: -73dBm
- Wireless Function: WMM, Short GI, High Speed, WPS, Wireless Multicast Forwarding, DHCP Server, Access Control
- Wireless Security: WEP, WPA/WPA2-PSK encryptions

Others

- Certification
FCC, RoHS
- System Requirements
Microsoft Windows 98SE, NT, 2000, XP, Vista™ or Windows 7, 8, 8.1, 10, MAC OS, NetWare, UNIX or Linux
Internet Explorer 11, Firefox 12.0, Chrome 20.0, Safari 4.0, or other Java-enabled browser
- Environment
Operating Temperature: 0°C ~ +40°C
Storage Temperature: -40°C ~ +70°C
Operating Humidity: 10% ~ 90%RH
Storage Humidity: 5% ~ 90%RH
- Package Contents
AC750 Wi-Fi Range Extender RE220
Quick Installation Guide



For more information, please visit
<https://www.tp-link.com/products/details/RE220.html>
or scan the QR code left

Specifications are subject to change without notice. TP-Link is a registered trademark of TP-Link Technologies Co., Ltd. Other brands and product names are trademarks or registered trademarks of their respective holders. Copyright ©2019 TP-Link Technologies Co., Ltd. All rights reserved.

This device complies with part 15 of the FCC Rules. Operation is subject to the following two conditions: (1) This device may not cause harmful interference, and (2) this device must accept any interference received, including interference that may cause undesired operation.

*Maximum wireless signal rates are the physical rates derived from IEEE Standard 802.11 specifications. Actual wireless data throughput and wireless coverage per ft² are not guaranteed and will vary as a result of network conditions, client limitations, and environmental factors, including building materials, obstacles, volume and density of traffic, and client location.

*The product may not be compatible with routers or gateways with firmware that has been altered, is based on open source programs, or is non-standard or outdated.

*Smart Roaming is designed for devices that support the 802.11k/v standard.

www.tp-link.com

TP-Link AC750 Wi-Fi Range Extender RE220