

The H10 series of angle contacts are all 4 conductor (2x tamper wire, 2x alarm wire), with variants as per the below table:

| PART CODE | FEATURE                                 |
|-----------|---|
| H10A      | 4 wire, armour sleeving                 |
| H10C      | 4 core (no armour)                      |
| H10CB     | Rubber jacketed cable                   |
| H10CBA    | Armour sleeving & rubber jacketed cable |

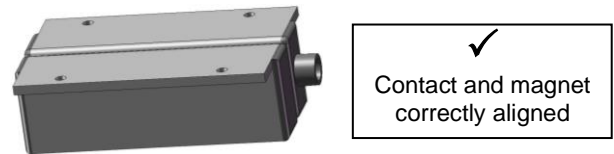
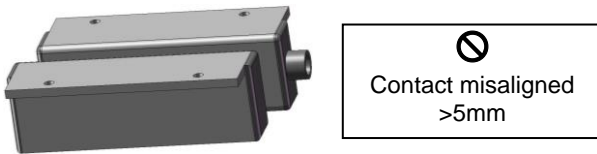
**NOTE:**  
R in part code signifies a right handed variant.  
May also be suffixed with fly lead length (e.g. – H10AR2M = right handed 2 metre variant).

**Operation:**

The contact will operate with a gap of approximately 50mm. This distance will vary near magnetic surfaces (eg: steel) – use spacer **SPA-H10** if you encounter an unusually short operating gap.

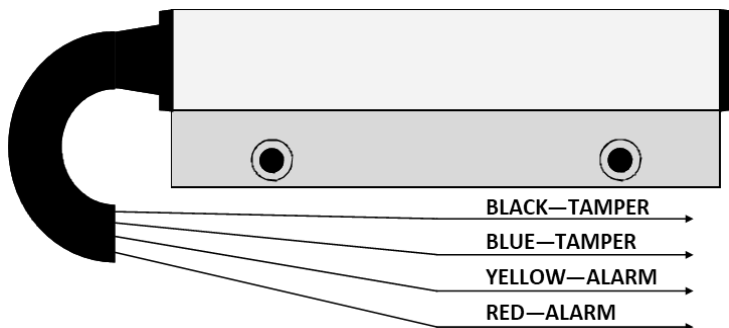
**Installation:**

Fix the units to the mounting surfaces using the holes provided. The contact & magnet can be mounted horizontally or vertically, but ensure that they align correctly on the plane of operation. Improper alignment will affect the operation.



Wiring colours vary between the 4 core and 4 wire versions of the contact:

**4 CORE**



**4 WIRE**

