

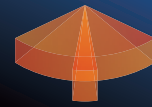
VOLUMETRIC PIR DETECTOR

CX-702 MKII

Wide angle 21m X 21m
Long range 45m X 10m

Grade 2
EN50131-2-2

WIDE/LONG



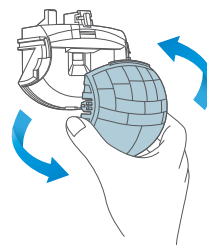
TWIN PYRO



FEATURES

- Twin Pyro for advanced reliability
- Patent listed Double Conductive Shielding includes:
 - Immunity to Strobe and Car Head light.
 - RFI Immunity
- Sealed Multi-focus Optics (Patent listed)
- LED indication On/Off selectable
- Pulse count : 2 or 4 selectable


Dual purpose lens



By simply rotating the spherical lens up side down, you can convert a wide angle into a long narrow range detection area. Keep the same appearance and adapt to different security environments.

VOLUMETRIC PIR DETECTOR

CX-702 MKII

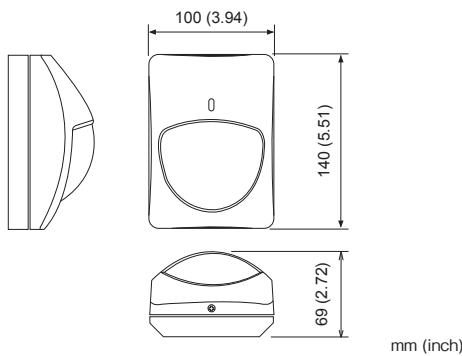


Specifications

Model	CX-702 MKII	
Detection method	Passive infrared	
Coverage	Wide angle 90° wide 21 m × 21 m (70 ft. × 70 ft.)	Long range 45 m × 10 m (150 ft. × 30 ft.)
	Detection zones	136 zones / 44 zones
Mounting height	1.5 to 3.6 m (5 to 12 ft.)	
Sensitivity	1.6°C at 0.6 m / sec., 2.4 m mounting height (3°F at 2 ft. / sec., 8 ft. mounting height)	
Detectable speed	0.3 to 1.5 m / sec. (1 to 5 ft. / sec.)	
Power input	9.5 to 16 V DC	
Current draw	17 mA (normal) / 19 mA (max.) at 12 V DC	
Alarm period	Approx. 2.5 sec.	
Alarm output	N.C. 28 V DC 0.2 A (max.)	
Tamper switch	N.C., Opens when cover removed 28 V DC 0.1 A (max.)	
Pulse count	Approx. 20 sec. 2 or 4	
Warm up period	Approx. 1 min.	
LED indicator	Alarm condition	
RF interference	No alarm 10 V / m	
Operating temperature	-20°C to +50°C (-4°F to +122°F)	
Environment humidity	95 % (max.)	
Weight	200 g (7.0 oz.)	

* Specifications and design are subject to change without prior notice.

Dimensions



Options

Multi Angle
Wall Mount
Bracket

CA-1W



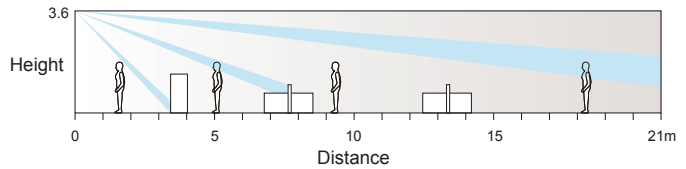
Multi Angle
Ceiling Mount
Bracket

CA-2C

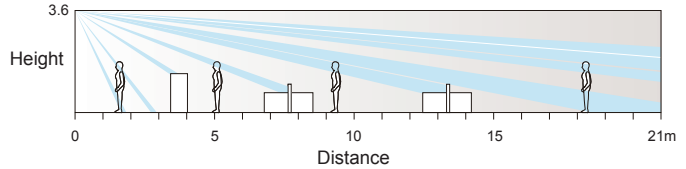


High density vertical detection zone

Conventional Models



CX-702 Series

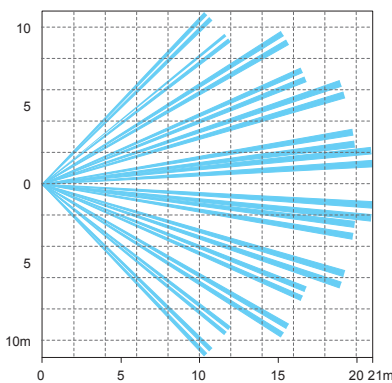


The highly dense and precise lens pattern will maintain detection performance even throughout the entire detection area.

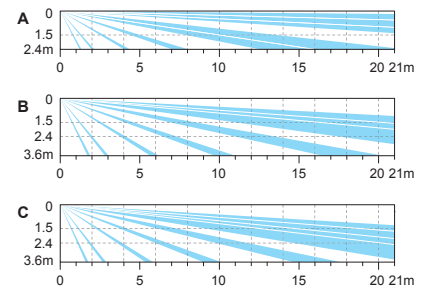
Coverage

WIDE ANGLE : 21m x 21m/70 x 70ft

TOP VIEW

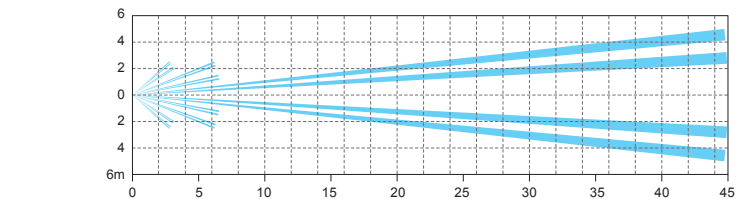


SIDE VIEW Position A, B or C is selectable.

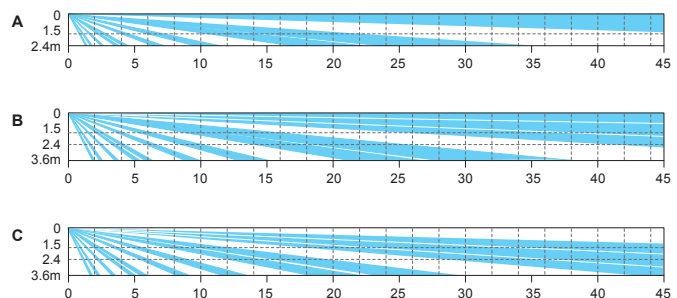


LONG RANGE : 45m x 10m /150 x 30ft

TOP VIEW



SIDE VIEW Position A, B or C is selectable.



OPTEX CO.,LTD. (JAPAN)
www.optex.net

OPTEX (EUROPE) LIMITED
EMEA Headquarters
T: +44 (0)1628 631 000
Dubai branch
T: +971 (0)4 501 53 94
E: marketing@optex-europe.com
www.optex-europe.com

OPTEX Security SAS
(France and North Africa)
T: +33 (0)4 37 55 50 50
E: contact@optex-security.com
www.optex-security.com

OPTEX Security Sp. z o.o.
(Eastern Europe,
CIS countries, Turkey)
T: +48 (22) 598 06 60
E: optex@optex.com.pl
www.optex.com.pl

OPTEX Technologies B.V.
(Benelux)
T: +31 70 4194100
E: info@optex.eu
www.optex.eu