

**4000 series**  
**Modular System**



The **4000 SERIES** is a new range of modular door panels.

The 4000 series has been designed using the latest 3D modelling software. The new design is characterised by a number of new features: the modules with front plate and push button are manufactured in mirror finish stainless steel, the frame (which is also the module support) is manufactured from one piece of die-cast aluminium alloy which gives substantial strength to the outdoor station, modules are attached to the module support frame using a simple but strong clip system (vandal resistant modules are secured to the front support frame using studs and fixing rails), the fixing system of the front panel to the back box (flush or surface) uses torx pin machine screws. The modular system consists of 3 main items:

- The modules (standard and vandal resistant line).
- The front supports (for flush mounting).
- The surface mounting units (for surface mounting).

The module support frame (flush or surface) is hinged to the back box. This allows for ease of cable installation and connection as both hands are free.

The standard finish for the module support frames and surface back boxes is embossed metallized "gunmetal grey" while the module front plates are in mirror finish stainless steel for the standard line and brushed finish stainless steel for vandal resistant line.

The module support frames are also available in two other finishes: high brass PVD (gold chromium effect) and Sky chrome PVD (silver chromium effect).

The module front plates (for the standard line only) are also offered in anodized aluminium and high brass PVD.

#### **4000 Series standard range modules**

<b>Modules available materials and finishes</b>	<b>41</b>
<b>"Speaker unit" front panel modules</b>	<b>42</b>
<b>4000 Series digital call panels for videx digital systems</b>	<b>45</b>
<b>Speaker unit front panel modules with built-in camera for traditional video door entry systems using coax cable or balanced video signal (non "4+1")</b>	<b>47</b>
<b>Camera modules</b>	<b>47</b>
<b>Button expansion modules (single and double row)</b>	<b>48</b>
<b>Blank and information modules</b>	<b>48</b>
<b>Access control modules</b>	<b>49</b>

#### **4000 Series gsm range modules**

<b>Gsm speaker unit front panel modules</b>	<b>50</b>
<b>For gsm intercom up to 50 button audio system</b>	<b>50</b>
<b>For gsm intercom up to 255 calls audio system</b>	<b>50</b>

#### **4000 Series vandal resistant range modules**

<b>Vandal resistant modules</b>	<b>53</b>
<b>Speaker unit modules</b>	<b>53</b>
<b>Camera modules</b>	<b>54</b>
<b>Button expansion modules</b>	<b>55</b>
<b>Modules for access control systems</b>	<b>55</b>

#### **Front support and surface mounting unit**

<b>Front support and surface mounting unit available materials and finishes</b>	<b>56</b>
<b>Front support</b>	<b>56</b>
<b>Surface mounting unit</b>	<b>57</b>
<b>Antitampering</b>	<b>57</b>

# 4000 series Modular System



Art. 4837-1



Art. 4837-1/HB



Art. 4837-1/A

## MODULES, MATERIALS AND FINISHES

The 4000 Series provide two lines of modules: standard and vandal resistant. In each line the modules are available in the following versions:

- Audio speaker unit;
- Audio/video speaker unit (standard line only);
- Button expansion modules;
- Codelocks;
- Proximity reader modules;
- Fingerprint reader modules (standard line only);

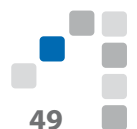
The module front plates of the standard line are available in 3 different finishes:

- Mirror finish stainless steel;
- Anodized aluminium;
- High Brass PVD\* (physical vapour deposition) finish

To order finishes other than the standard, suffix the product code with "/A" for anodized aluminium or "/HB" for the high brass finish.

Vandal resistant line provide only brushed stainless finish.

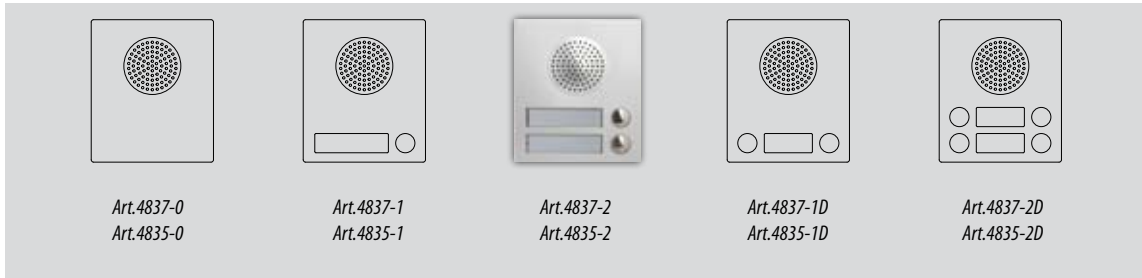
*\*The PVD technology is impervious in environment impact and allows to coat objects with a thin metallic film of highest performances. The PVD fundamental characteristics are: extreme superficial hardness, resistance to corrosion, wear and tear, unalterably to UV light and unassailable from solvents and acids.*



## "SPEAKER UNIT" FRONT PANEL MODULES

The audio speaker unit module is the basic part to build an outdoor station for an audio door entry system. Modules are available with 0, 1, 2 and 4 buttons.

These modules are normally combined together with additional push button modules but in the version with 1 button, they can be used individually for systems where the number of users is equal to the number of buttons.



Art.4837-0  
Art.4835-0

Art.4837-1  
Art.4835-1

Art.4837-2  
Art.4835-2

Art.4837-1D  
Art.4835-1D

Art.4837-2D  
Art.4835-2D

### Art. FOR "3+1" AUDIO DOOR ENTRY SYSTEMS & VIDEO DOOR ENTRY SYSTEMS

**4837-0** 0 Call push button

**4837-1** 1 Call push button

**4837-2** 2 Call push button

**4837-1D** 2 Call push button

**4837-2D** 4 Call push button

### Art. FOR "1+1" AUDIO DOOR ENTRY SYSTEMS & "4+1" VIDEO DOOR ENTRY SYSTEMS\*

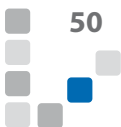
**4835-0** 0 Call push button

**4835-1** 1 Call push button

**4835-2** 2 Call push button

**4835-1D** 2 Call push button

**4835-2D** 4 Call push button




\* For video door entry systems, the camera module Art.4830 is also required.



# 4000 series

## Modular System







The 4838 Speaker Units are a new introduction to the 4000 series and incorporate microprocessor technology. The 4838 Speaker Unit is the building block for the following types of system.

- Audio door entry systems with multiple entrances without the need of the audio two entrance exchange (Art.502).
- Video door entry systems without the need of the control unit (Art.890) and on multiple entrances, without the need of the video two entrance exchange (Art.892).
- With an additional wire, allows for the inclusion of a local door bell (only on system without privacy of speech) having a different call tone from the external call.

The Art.4838 (in each version) has a dip-switch that allows for the adjustment of the following settings:

- To set one of 4 different call tones.
- To set the number of rings.
- To set the conversation time.
- To set the door opening time.

In addition to conventional acoustic signals, the 4838 speaker unit gives visual indication relevant to the system operation by the 4 LEDs on the front panel.

- The first LED (red) marked by the symbol , if switched ON, indicates that it is not possible to make a call because a call or a conversation is in progress (from the outdoor station from which you are calling or from another outdoor station on system with multiple entrances).
  - The second LED (red) marked by the symbol , if switched ON, indicates that a call is in progress. The LED will be switched OFF when the call is answered.
  - The third LED (yellow) marked by the symbol , if switched ON, indicates that it is possible to speak. The LED will be switched OFF at the end of conversation (or at the end of the conversation time).
  - The fourth LED (green) marked by the symbol , if switched ON, means that the door lock has been operated. It will be switched OFF at the end of the "door opening" time.
- As a result of the above features, the 4838 speaker units provide a cost effective solution with more features and, at the same time simplify installation.

### Art. FOR "4+1" AUDIO DOOR ENTRY SYSTEMS & VIDEO DOOR ENTRY SYSTEMS


**4838-0** 0 Call push button

**4838-1** 1 Call push button

**4838-2** 2 Call push button

**4838-1D** 2 Call push button

**4838-2D** 4 Call push button



**Art. FOR VX2200 DIGITAL AUDIO/VIDEO DOOR ENTRY SYSTEMS (2 WIRE BUS AUDIO, 6 VIDEO)**

**4203-0** 0 Call push button

**4203-1** 1 Call push button

**4203-2** 2 Call push button

**4203-1D** 2 Call push button

**4203-2D** 4 Call push button

**Art. FOR VX2300 (2 WIRE BUS) DIGITAL AUDIO/VIDEO DOOR ENTRY SYSTEMS**


**4303N-0** 0 Call push button

**4303N-1** 1 Call push button

**4303N-2** 2 Call push button

# 4000 series

## Modular System



### 4000 SERIES DIGITAL CALL PANELS FOR VIDEX DIGITAL SYSTEMS

These panels are compatible with the 4000 series modular system and in each version (audio or audio/video) they have the size of two 4000 Series modules. The front panel finishes are the same as for the 4000 Series Modules. Complementing all digital door panels manufactured by Videx is the ability for all users to have their own unique access code. The access code can have up to six digits and is blind to onlookers.

#### Art. DIGITAL CALL PANELS FOR VX2000 DIGITAL SYSTEMS

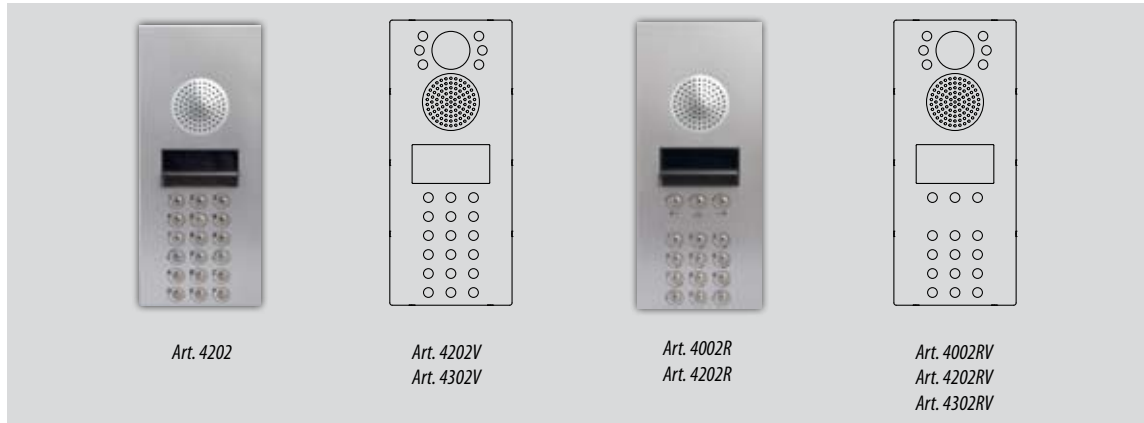
**4002R** In addition to the speaker unit functions, the panel includes a 2x16 Characters LCD display with blue back light, the illumination LEDs for the keypad plus a keypad with 15 buttons of which 3 are used for the repertory name, 10 are numeric buttons (0..9) plus "ENTER" and "CLEAR" buttons. The panel has the speech board facility (optional chip installation) to supply audio messages in addition to written messages provided from the display.

**4002RV** As the 4002R plus a built-in b&w CCD camera with auto iris lens and IR illumination LEDs. 10° horizontal and vertical camera adjustment. Available also in colour camera version with white light illumination LEDs. Art. 4002RV/color.

#### Art. DIGITAL CALL PANELS FOR VX2200 DIGITAL SYSTEMS (2 WIRE BUS AUDIO, 6 VIDEO)

**4202** In addition to the speaker unit functions, the panel includes a 2x16 Characters LCD display with blue back light, the illumination LEDs for the keypad plus a keypad with 18 buttons of which 10 are numeric buttons (0..9), "ENTER" and "CLEAR" buttons plus 6 alpha buttons (A..F). The panel has the speech board facility (optional chip installation) to supply audio messages in addition to written messages provided from the display.

**4202V** As the 4202 plus a built-in b&w CCD camera with auto iris lens and IR illumination LEDs. 10° horizontal and vertical camera adjustment. Available also in colour camera version with white light illumination LEDs.



**Art. DIGITAL CALL PANELS FOR VX2200 DIGITAL SYSTEMS (2 WIRE BUS AUDIO, 6 VIDEO)**

**4202R** In addition to the speaker unit functions, the panel includes a 2x16 Characters LCD display with blue back light, the illumination LEDs for the keypad plus a keypad with 15 buttons of which 3 are used for the repertory name, 10 are numeric buttons (0..9) plus "ENTER" and "CLEAR" buttons. The panel has the speech board facility (optional chip installation) to supply audio messages in addition to written messages provided from the display.

**4202RV** As the 4202R plus a built-in b&w CCD camera with auto iris lens and IR illumination LEDs. 10° horizontal and vertical camera adjustment.  
Available also in colour camera version with white light illumination LEDs Art. 4202RV/color

**Art. DIGITAL CALL PANELS FOR VX2300 DIGITAL SYSTEMS (2 WIRE BUS)**

**4302V** In addition to the speaker unit functions, the panel includes a b&w CCD camera (10° horizontal and vertical adjustment) with auto iris lens and IR illumination LEDs, a 2x16 Characters LCD display with blue back light, the illumination LEDs for the keypad plus a keypad with 18 buttons of which 10 are numeric buttons (0..9), "ENTER" and "CLEAR" buttons plus 6 alpha buttons (A..F). The panel has the speech board facility (optional chip installation) to supply audio messages in addition to written messages provided from the display. Available also in colour camera version with white light illumination LEDs.

**4302RV** In addition to the speaker unit functions, the panel includes a b&w CCD camera (10° horizontal and vertical adjustment) with auto iris lens and IR illumination LEDs, a 2x16 Characters LCD display with blue back light, the illumination LEDs for the keypad plus a keypad with 15 buttons of which 3 are used for the repertory name, 10 are numeric buttons (0..9) plus "ENTER" and "CLEAR" buttons. The panel has the speech board facility (optional chip installation) to supply audio messages in addition to written messages provided from the display. Available also in colour camera version with white light illumination LEDs.




# 4000 series

## Modular System



### **SPEAKER UNIT FRONT PANEL MODULES WITH BUILT-IN CAMERA FOR TRADITIONAL VIDEO DOOR ENTRY SYSTEMS USING COAX CABLE OR BALANCED VIDEO SIGNAL (NON "4+1")**

These modules are a new introduction to the 4000 Series. The audio/video module is contained within a single module. Audio/video module is the basic part required to build an outdoor-station for a video door entry system. Modules are available with 0, 1 and 2 buttons. Normally these modules are combined together with additional push button modules unless the system is for 1 or 2 buttons in which case, only the self contained 1 or 2 button module is required. The built-in camera has horizontal & vertical adjustment (10 degrees) and is a B&W CCD camera complete with auto iris lens and infrared LEDs for illumination. To order module with color camera version, add "color" to the article code.



#### **Art. FOR TRADITIONAL VIDEO SYSTEMS USING COAX OR BALANCED VIDEO SIGNAL**

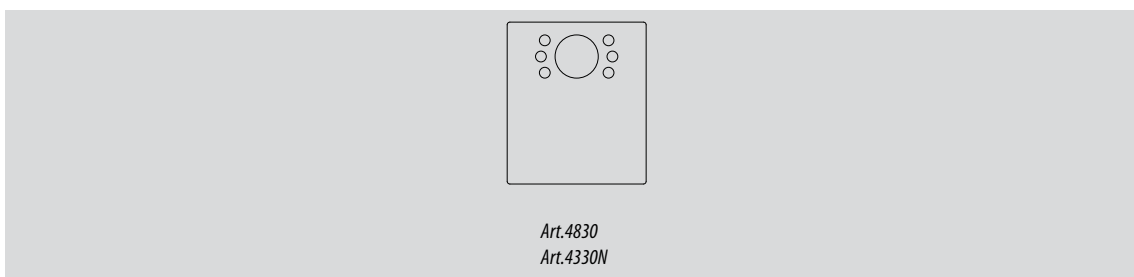
**4832** 0 Call push button

**4832-1** 1 Call push button

**4832-1D** 2 Call push buttons

### **CAMERA MODULES**

Standard line of 4000 Series modules provide 2 camera modules: The Art.4830 that can be used in traditional coax, "4+1", VX2000 and VX2200 video door entry systems plus the Art.4330N that is specific to the VX2300 digital system. In both versions the built-in camera has horizontal & vertical adjustment (10 degrees) and is a B&W CCD camera complete with auto iris lens and infrared LEDs for illumination. To order the module with colour camera, add "colour" to the article code.



#### **Art. CAMERA MODULES FOR TRADITIONAL COAX, "4+1", VX 2000 AND VX 2200 VIDEO DOOR ENTRY SYSTEMS**

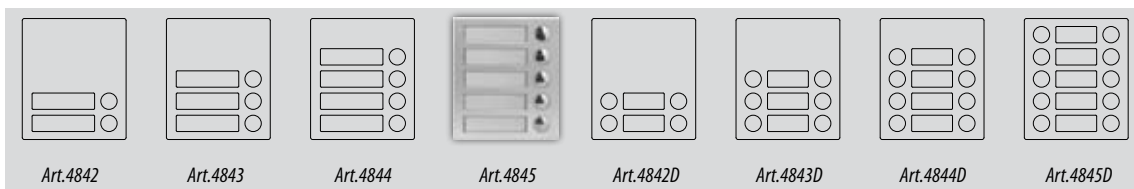
**4830** B&W camera module.

#### **Art. CAMERA MODULES FOR THE VX2300 DIGITAL SYSTEM**

**4330N** B&W camera module with external camera input facility

## BUTTON EXPANSION MODULES (SINGLE AND DOUBLE ROW)

Button expansion modules (with single or double row buttons) are used together with audio or audio/video modules to achieve the required number of call buttons for a system. Each module has a terminal connection that house 2 terminals for each button: the buttons, depending on jumper settings, can have a common terminal or each button can have its own common. (to simplify the use when used with the VX4203 on digital systems).



### Art. BUTTON EXPANSION MODULE (SINGLE ROW)

**4842** 2 call push buttons

**4843** 3 call push buttons

**4844** 4 call push buttons

**4845** 5 call push buttons

### Art. BUTTON EXPANSION MODULE (DOUBLE ROW)

**4842D** 4 call push buttons

**4843D** 6 call push buttons

**4844D** 8 call push buttons

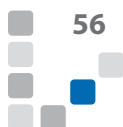
**4845D** 10 call push buttons

## BLANK AND INFORMATION MODULES

The blank module Art.4840 is normally used to take the space of one module for future expansion or to complete the door station when needed.

The Information module Art.4846 has a 85x110 mm window, protected by a polycarbonate shield that can be customized to show the street number or any other useful information. The information module Art.4820 is a new digital module that provides visual (through a display) and verbal (through the speech board) during the system operation: it is compatible with the 4837,4832,4833 and 4838 (only 4+1 mode) speaker units.

This module is available with many different languages including English.



### Art. DESCRIPTION

**4840** Blank module

**4846** Information module

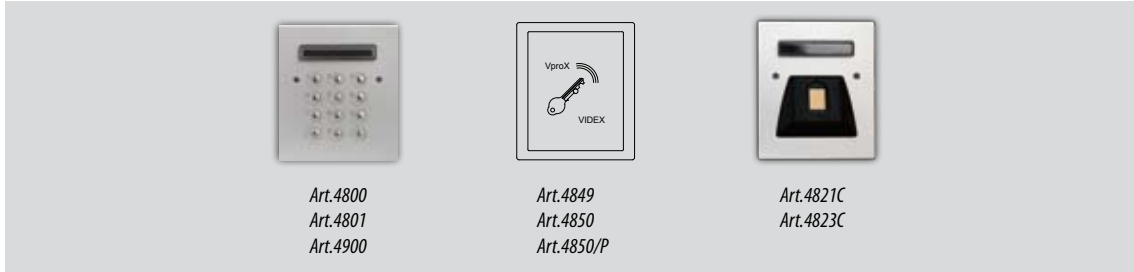
**4820** Call progress digital information module

# 4000 series Modular System



## ACCESS CONTROL MODULES

VIDEX produce access control systems that can work stand-alone or can be incorporated with audio or video door entry systems. For more details about access control systems see the relevant section of this catalogue.



## Art. CODE LOCK MODULES

All the 4000 series codelock modules can operate in stand-alone mode. The new Art.4801 module can also work in network mode when linked by a serial RS-485 BUS to a remote control unit (VX1050, VX1052).

**4800** Codelock module, 3 codes / 3 Relays

**4801** Codelock module, up to 3000 codes / 2 Relays

**4900** Codelock module, 100 codes / 3 Relays

## Art. PROXIMITY KEY READER MODULES

The 4000 series of proximity modules has been expanded to include two new stand alone units: Art.4850 and Art.4850/P. Both models can be programmed manually or via an RS-232 serial connection to a PC. The 4850 will control up to 100 keys (fobs) and the 4850/P up to 1000 keys (fobs). Both systems can be networked when linked by a serial RS-485 Bus to a remote control unit (VX1050, VX1052). The Art.4849 reader module requires one of the following control units to operate (VproX20, 100, 250, 1,000, or 4,000).

**4849** Proximity key reader module.

**4850** Proximity key reader module, 1 relay, 100 keys

**4850/P** Proximity key reader module, 1 relay, 1000 keys

## Art. FINGERPRINT READER MODULES

To compliment and expand the range of access control modules for the 4000 series. Videx have introduced two Fingerprint readers modules Art.4821C (1000 fingerprints) and Art.4823C (3,000 fingerprints). Programming of both versions can be carried out using the on board switches situated on the rear of the units or by a PC via a serial RS-232 connection. The Art.4821C and Art.4823C are able to work as stand-alone units or networked, using remote control units (VX1050 or VX1052) via an RS-485 serial Bus.


**4821C** Fingerprint reader capacitive sensor, 3 relays, 1000 fingerprints

**4823C** As Art.4821C but up to 3.000 fingerprints

## GSM SPEAKER UNIT FRONT PANEL MODULES

GSM Door Entry systems are the latest development from Videx, employing mobile phone technology to operate automatic gates, door release or remote sites installations. Based on the 4000 series entry panel design, the GSM / amplifier is totally self contained and only requires an external power supply and antenna. The system retains all the facilities of the 4000 series which can include multiple doors, coded access, proximity access and bio access features. Available from a 1 button to a 50 button system or a digital door panel which will call up to 255 apartments, all can have up to 250 built in dial to open numbers, this allows a user or users to call the entry panel and activate the lock output relay at no charge to the caller. The digital panel also includes the facility for up to 255 access codes. Each button on the door panel can be programmed with two telephone numbers, allowing the system to divert a call if the first number is busy or not answered. Push to exit and auxiliary inputs / outputs along with a dry contact timed lock output relay are standard. Programming the unit is carried out using either SMS text messaging or by a USB interface to a PC.

Programming options include the facility to program the telephone number, program the divert number, lock relay time, call time, microphone and speaker volume as well as many other features.



### Art. FOR GSM INTERCOM UP TO 50 BUTTON AUDIO SYSTEM


**4810N-0** 0 Call push button

**4810N-1** 1 Call push button

**4810N-2** 2 Call push button

**4810N-1D** 2 Call push button

**4810N-2D** 4 Call push button



### Art. FOR GSM INTERCOM UP TO 255 CALLS AUDIO SYSTEM

**4802** Digital GSM door panel for up to 255 apartments with 2x16 Character LCD display with blue back light, illumination LED's for the keypad and keys 0-9 Enter and Clear along with letters A-F. Also included is the speech board to announce key presses and call progress information and USB interface for programming (PC Software and lead sold separately).

**4802R** Digital GSM door panel for up to 255 apartments with 2x16 Character LCD display with blue back light, illumination LED's for the keypad and keys 0-9 Enter and Clear along with scroll keys to search by name. Also included is the speech board to announce key presses and call progress information and USB interface for programming (PC Software and lead sold separately).



**4000 series GSM**  
Modular System







# 4000 series Vandal Resistant range

Modular System



# 4000 series Vandal Resistant range Modular System



\* Art. VR4KCLM



\* Art. VR4KAM-1


## VANDAL RESISTANT MODULES

The 4000 series has been expanded to include a new range of vandal resistant modules. The modules in this range are manufactured from brushed 2.5 mm (12 SWG) stainless steel. The electronics are secured to the front plate and are protected by a covering box which is sealed to the front fascia, all buttons are IP68 rated and manufactured in stainless steel. To give greater strength to the unit the modules are secured to the 4000 front support frame using studs and fixing rails.

\* The product code is relevant to the module shown in the photo.

## SPEAKER UNIT MODULES

The audio speaker module is the basic unit required to build an outdoor station for an audio door entry system. Amplifier modules are available with 0, 1, 2 and 3 buttons that can be used individually for a 1, 2 or 3 button door entry system or combined with additional VR4KBM button modules for larger systems.



Art. VR4KAM-0  
Art. VR4KAM2W-0

Art. VR4KAM-1  
Art. VR4KAM2W-1

Art. VR4KAM-2  
Art. VR4KAM2W-2

Art. VR4KAM-3  
Art. VR4KAM2W-3

The introduction of microprocessor technology to the standard range of 4000 series audio modules (VR4KAM) forms the building block for the following range of audio and video door entry systems.

- Audio door entry systems with multiple entrances eliminating the need of the audio 2 entrance switching relay (Art.502).
- Video door entry systems using coax or balanced video, eliminating the need of the Art.890 video control unit and on multiple doors replacing the two entrance switching relay Art.892 with one Art.506N relay for each door.


The VR4KAM has a bank of dip-switches for adjustment of the following settings.

- To set the conversation time 1 minute or 2 minutes.
- To set the door lock release time (2, 4, 8 or 20 seconds).
- To set the speech mode.

In addition to the dip switches, two trimming pots are available for adjustment of the microphone and loud-speaker volumes and a jumper to allow for the adjustment of the reassurance tone volume (high, low or disabled).

The two LED's on the front panel give visual indication to the visitor of the systems operation.

- The yellow speak LED illuminates when the call has been answered and a conversation can commence.
- The green open LED illuminates to indicate the lock release has been activated.



**Art. SPEAKER UNIT MODULES FOR "4+1" AUDIO DOOR ENTRY AND VIDEO DOOR ENTRY SYSTEMS**

**VR4KAM-0** 0 call push button

**VR4KAM-1** 1 call push buttons

**VR4KAM-2** 2 call push buttons

**VR4KAM-3** 3 call push buttons

The VR4KAM2W is a 4000 series digital 'two wire' vandal resistant speaker module which has been specifically developed for the Videx VX2200 (two wire audio and six wire video) bus systems. This module offers the same features as the VR4KAM with the addition of being able to connect up to 23 individual buttons using the vandal resistant VR4KBM button expansion modules.

**Art. SPEAKER UNIT MODULES FOR VX 2200 DOOR ENTRY SYSTEMS  
(2 WIRE AUDIO AND 6 WIRE VIDEO)**

**VR4KAM2W-0** 0 call push button

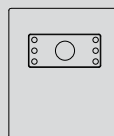
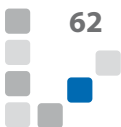
**VR4KAM2W-1** 1 call push buttons

**VR4KAM2W-2** 2 call push buttons

**VR4KAM2W-3** 3 call push buttons

### CAMERA MODULES

Two camera modules are available in the 4000 vandal resistant range. They can be used with either coax or balanced video signals. The camera modules can be used with speaker modules (VR4KAM and VR4KM2W) or individually as an additional camera module. The built in camera has '10 degree' horizontal & vertical adjustment, auto iris lens and built in subject illumination LED's.



Art. VR4KMM  
Art. VR4KMC

**Art. CAMERA MODULES FOR VIDEO DOOR ENTRY USING COAX OR BALANCE VIDEO SIGNALS**

**VR4KMM** Mono camera with 'infra red' LED's

**VR4KMC** Colour camera with incandescent LED's

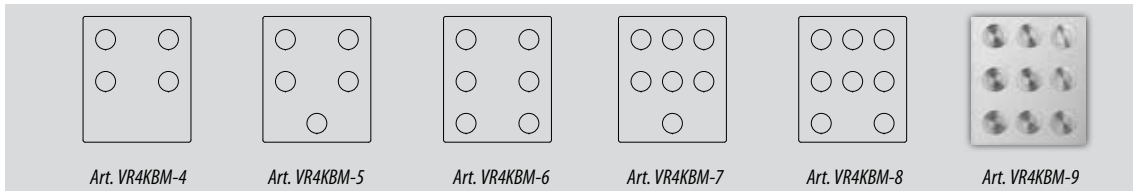
# 4000 series Vandal Resistant range

## Modular System



### BUTTON EXPANSION MODULES

The 4000 series vandal resistant button expansion modules are used in conjunction with the audio and video modules to achieve the required number of call buttons for a system. Six variations are available from 4 to 9 push buttons with each button having two connection terminals.



### Art. **BUTTON EXPANSION MODULES**

**VR4KBM-4** 4 call push buttons


**VR4KBM-5** 5 call push buttons

**VR4KBM-6** 6 call push buttons

**VR4KBM-7** 7 call push buttons

**VR4KBM-8** 8 call push buttons

**VR4KBM-9** 9 call push buttons




### Art. **BLANK AND INFORMATION MODULES**

**VR4KIFM** Information module

**VR4KBLM** Blank module

### MODULES FOR ACCESS CONTROL SYSTEMS

VIDEX produce access control systems that can work stand-alone or can be incorporated with audio or video door entry systems. For more details about access control systems see the relevant section of this catalogue.



### Art. **MODULES FOR ACCESS CONTROL SYSTEMS**

**VR4KCLM** Codelock module as Art.4800

**VR4KVPM** VProx module as Art.4849





\* Art. 4882/C



\* Art. 4882/G



\* Art. 4882



\* Art. 4882



\* Art. 4852

### FRONT SUPPORT AND SURFACE MOUNTING UNIT AVAILABLE MATERIALS AND FINISHES

Front support and surface mounting units are available with the support frame in 3 different finishes:

- embossed metallized gun-metal grey (standard finish);
- sky chrome PVD\*\* (chromium effect);
- high brass PVD\*\* (gold chromium effect).

When ordering other than standard finish, add to the product code "/C" to order the sky chrome finish or "/G" to order high brass finish.

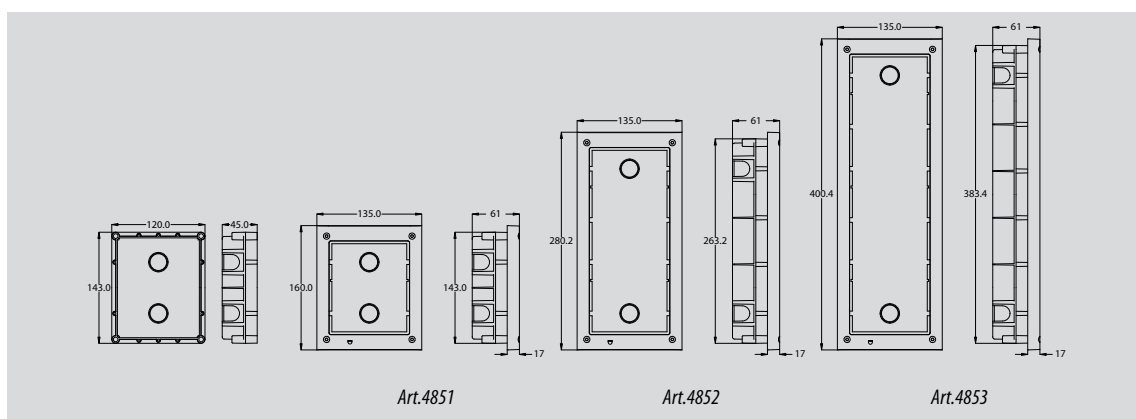
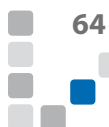
\* The product code is relevant to the module shown in the photo.

\*\* The PVD technology employed in coating the support frames has no environmental impact and allows the frames to be coated with a high performance metallic film, resulting in extreme surface hardness, high resistance to corrosion, wear and tear, no UV degradation and protection from solvents and acids.

### FRONT SUPPORT

The front support is available in 1, 2 and 3 module versions and includes:

- The flush back box.
- The module support frame is provided with a waterproof gasket and security screws for fixing to the flush back box.
- Spacers to connect the back boxes together when the outdoor station requires more than 3 modules.



Art.	MODULES	FRONT SUPP.SIZE WxHxD (mm)	BACK BOX SIZE WxHxD (mm)
4851	1	135x160x61	120x143x44
4852	2	135x280,2x61	120x263,2x44
4853	3	135x400,4x61	120x383,4x44



# 4000 series

## Modular System

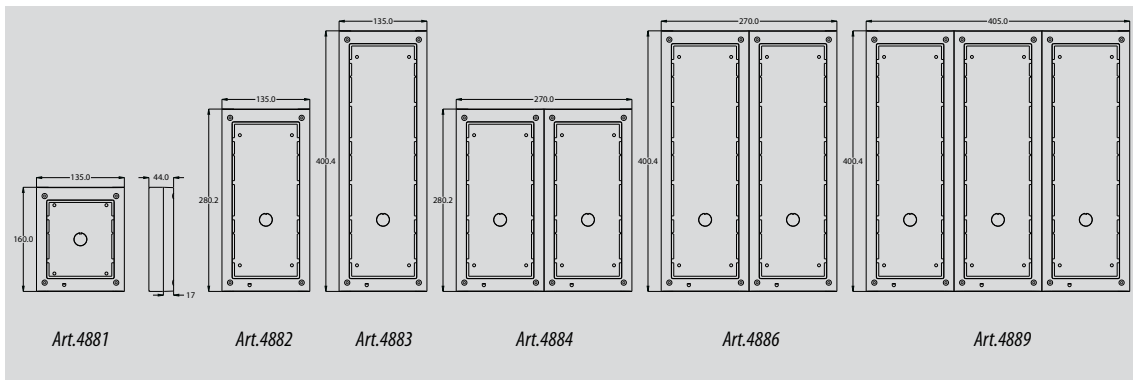


### SURFACE MOUNTING UNIT

The surface mounting units are available in 1, 2, 3, 4, 6 and 9 module versions which include:

- The surface box to fix to the wall with the screws provided.
- The module support frames are provided with waterproof gaskets and security screws. When surface mounting 4, 6 or 9 module versions, the support frames provided are 2 x two module, 2 x three module and 3 x three module versions.

The only available finish for the back box is embossed metallized gun-metal grey.



Art.	MODULES	SIZE WxHxD (mm)
4881	1	135x160x44
4882	2	135x280,2x44
4883	3	135x400,4x44
4884	4	270x280,2x44
4886	6	270x400,4x44
4889	9	405x400,4x44

### ANTITAMPERING

An anti-tamper switch Art.482 is available for the 4000 Series surface mounting boxes.

