

08 Downlights Adjustable LED>The COB Recessed Range

## 11140L/W/C



40W COB LED adjustable downlight, IP20. Ideal for shops.

Supplied with non-dimmable LED driver.

Complies with standard EN60598-1 and any other specific standards.



### Downloads



### Dimensions



### Gallery






### Physical Specification

Item Group	08 Downlights Adjustable LED
Family	The COB Recessed Range
Order Code	11140L/W/C
Colour	White
Material	Die Cast
Shape	Circular
Height	125mm


Cutout Hole Diameter	100mm
Recessed Ceiling	Yes
Depth Required	70mm
Indoor	Yes
Adjustable	2 Directions

## Electrical Characteristics

Gear	External-Included
Fitting + Driver	
Input Voltage	220-240V
50 Hz	Yes
60 Hz	Yes
Safety Class	
Power(Watts)	40W
IP Rating	IP20
Light Source	LED built in
Dimmable	No
F Mark	

Fitting	
Input Type	Constant Current
Input Current	1000mA
Voltage	38V
Safety Class	
Power(Watts)	38W
IP Rating	IP20
Light Source	LED built in
LED Type	COB
LED Brand	Cree

## Gear

Gear Type	Led Driver
Input Voltage	220-240V
50 Hz	Yes
60 Hz	Yes
Power(Watts)	27-42W
Power Factor	0,9
Constant Current	Yes
1000mA	27-42V
IP Rating	IP20
Safety Class	
Dimmable	No
Housing Material	Plastic
Brand	Lifud

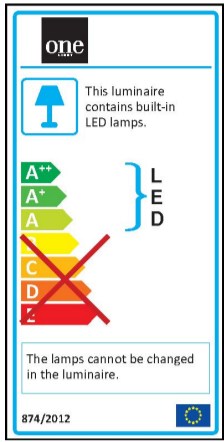
## Illumination Data

Colour Temperature	4000K
Lumen Output	3200lm
Light Efficiency	80lm/W
CRI	80
Beam Angle	36°
Illumination Diagram	

## Packing Info

Box Length	19cm
Box Width	18cm
Box Height	19,5cm
Box Weight	1,3kg
Pcs/Carton	12
Barcode	5291889047568

Energy Label



Certification & Warranty

Warranty

3 Years

Weee Directive

Yes

switch to  
**one light!**

