

New 2020 Edition 2>Recessed Spots Adjustable LED

11106M/W/W



6W LED recessed adjustable spot, IP20.

Requires 350mA driver.

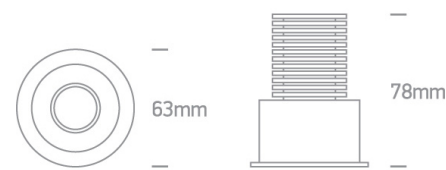
Complies with standard EN60598-1 and any other specific standards.



Downloads



Dimensions



Must be ordered separately



89008



Physical Specification

| | |
|------------|-------------------------------|
| Item Group | New 2020 Edition 2 |
| Family | Recessed Spots Adjustable LED |
| Order Code | 11106M/W/W |
| Colour | White |
| Material | Die Cast |
| Shape | Circular |


| | |
|----------------------|--------------|
| Height | 78mm |
| Diameter | 63mm |
| Cutout Hole Diameter | 55mm |
| Recessed Ceiling | Yes |
| Depth Required | 95mm |
| Indoor | Yes |
| Adjustable | 2 Directions |

Electrical Characteristics

Fitting

| | |
|---------------|---|
| Input Type | Constant Current |
| Input Current | 350mA |
| Voltage | 17,6V |
| Safety Class |  |
| Power(Watts) | 6W |
| IP Rating | IP20 |
| Light Source | LED built in |
| LED Type | COB |
| LED Brand | Citizen |
| Cable Length | 40cm |
| F Mark |  |

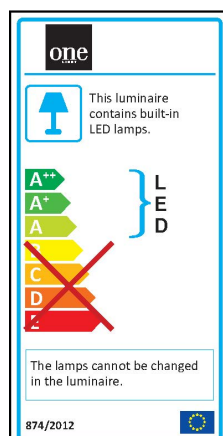
Illumination Data

| | |
|----------------------|---|
| Colour Temperature | 3000K |
| Lumen Output | 540lm |
| Light Efficiency | 90lm/W |
| CRI | 90 |
| Beam Angle | 24° |
| Illumination Diagram |  |

Packing Info

| | |
|------------|---------------|
| Pcs/Carton | 60 |
| Barcode | 5291889064312 |
| HS Code | 9405409900 |

Energy Label



Certification & Warranty

| | |
|----------------|---------|
| Warranty | 3 Years |
| Weee Directive | Yes |

switch to
one light!

one
LIGHT

