

06 Downlights Fixed LED>Dark Light Downlights

10130A/W/W



30W COB LED recessed downlight, IP20.

Complete with 350mA driver.

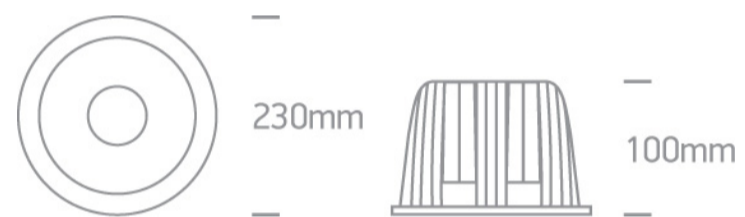
Complies with standard EN60598-1 and any other specific standards.



Downloads



Dimensions



Physical Specification

Product Type	Gear
Item Group	06 Downlights Fixed LED
Family	Dark Light Downlights
Order Code	10130A/W/W
Colour	White
Material	Aluminium
Shape	Circular
Height	100mm
Diameter	230mm
Cutout Hole Diameter	210mm
Recessed Ceiling	Yes
Depth Required	170mm

Indoor
Adjustable



Yes
No

Electrical Characteristics



Gear

External-Included


Fitting + Driver

Input Voltage	220-240V
50 Hz	Yes
60 Hz	Yes
Safety Class	
Power(Watts)	30W
IP Rating	IP20
Light Source	LED built in
Dimmable	No
F Mark	


Fitting

Input Type	Constant Current
Input Current	350mA
Voltage	84V
Safety Class	
Power(Watts)	29,4W
IP Rating	IP20
Light Source	LED built in
LED Type	SMD
LED Brand	LG
LED Number	50
F Mark	

Gear

Gear Type	Led Driver
Input Voltage	220-240V
50 Hz	Yes
60 Hz	Yes
Power(Watts)	20-30,1W
Power Factor	0,9
Constant Current	Yes
350mA	57-86v
IP Rating	IP20
Safety Class	
Dimmable	No
Ambient Temp	50°C
Operating Temp	80°C
Housing Material	Plastic
Output Terminal	Cable

Illumination Data

Colour Temperature	3000K
Lumen Output	2300lm
Light Efficiency	76,67lm/W
CRI	80
Beam Angle	80°
Illumination Diagram	
Dark Light	Yes

Packing Info

Box Length	25cm
Box Width	25cm
Box Height	12,5cm
Box Weight	1,5kg

Pcs/Carton

5

Barcode

5291889034193

HS Code

9405409900

Energy Label



Certification & Warranty

Warranty

2 Years

Wee Directive

Yes

switch to
one light!

one
LIGHT

