

06 Downlights Fixed LED>The Chrome Bezel Range

10124/W/C



24W SMD LED recessed downlight, chrome bezel range, IP44.

Complete with 600mA driver.

Complies with standard EN60598-1 and any other specific standards.



Downloads



Dimensions



Physical Specification

Item Group	06 Downlights Fixed LED
Family	The Chrome Bezel Range
Order Code	10124/W/C
Colour	White
Material	Aluminium
Shape	Circular
Height	125mm
Diameter	238mm
Cutout Hole Diameter	210mm
Recessed Ceiling	Yes
Depth Required	160mm
Indoor	Yes

Adjustable

No

Electrical Characteristics

Gear

External-Included

Fitting + Driver

Input Voltage

220-240V

50 Hz

Yes

60 Hz

Yes

Safety Class



Power(Watts)

24W

IP Rating

IP44

Light Source

LED built in

Dimmable

No

F Mark



Fitting

Input Type

Constant Current

Input Current

600mA

Voltage

36V

Safety Class



Power(Watts)

21,6W

IP Rating

IP44

Light Source

LED built in

LED Type

SMD 2835

LED Brand

Sanan

LED Number

48


F Mark




Gear

Gear Type

Led Driver

Input Voltage	220-240V
50 Hz	Yes
60 Hz	Yes
Power(Watts)	18-24W
Power Factor	0,9
Constant Current	Yes
600mA	30-40V
IP Rating	IP20
Safety Class	
Dimmable	No
Ambient Temp	50°
Operating Temp	80°
Housing Material	Plastic
Output Terminal	Cable
Brand	Kegu

Illumination Data

Colour Temperature	4000K
Lumen Output	1550lm
Light Efficiency	64,58lm/W
CRI	80
Beam Angle	120°
Illumination Diagram	

Packing Info

Box Length	24,5cm
Box Width	24,5cm
Box Height	12,5cm
Box Weight	0,760kg
Pcs/Carton	8

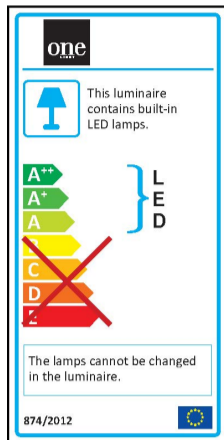
Barcode

5291889034124

HS Code

9405409900

Energy Label



Certification & Warranty

Warranty

2 Years

Weee Directive

Yes

switch to
one light!

one
LIGHT

