

06

Downlights Fixed LED

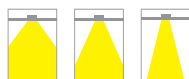
Pages 145-186

COB LED | SMD LED | LED

Die cast | Aluminium


 IP20 IP40 IP44 IP54 IP65


 DIMMABLE DARK LIGHT QUICK FIX UGR19 CE 80 CRI 90 CRI 2 YEAR 3 YEAR 5 YEAR

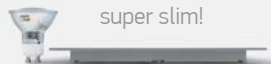

Round Recessed Panels

Die cast



10108F | 8W | SMD LED | Die cast

LED BUILT IN
80 CRI



IP40
offer

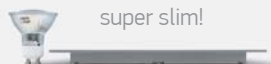
A-A++



10112F | 12W | SMD LED | Die cast


Driver can not pass through the cutout hole.

LED BUILT IN
80 CRI



IP40
offer

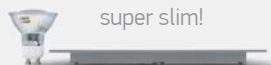
A-A++



10120F | 30W | SMD LED | Die cast

Optional dimmable driver code 040060.

LED BUILT IN
80 CRI



IP40
offer

A-A++

Order Code	Colour	Light Colour	CCT (K)	Watts	Lumen (lm)	Beam Angle	Input	Class				Notes
10108F/G/D	Grey	Daylight	6000K	8W	537lm	120°	100-240V		108mm	40mm	40	Complete with 500mA driver
10112F/W/EW	White	Extra warm white	2700K	12W	745lm	120°	100-240V		165mm	40mm	20	Complete with 500mA driver
10120F/G/D	Grey	Daylight	6000K	30W	1997lm	120°	100-240V		285mm	40mm	10	Complete with 1000mA driver
10120F/G/W	Grey	Warm white	3000K	30W	1797lm	120°	100-240V		285mm	40mm	10	Complete with 1000mA driver



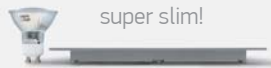
10103FA/W/D

Round Recessed Panels 3-12W

Die cast


Order Code	Colour	Light Colour	CCT (K)	Watts	Lumen (lm)	Beam Angle	Input	Class	Ø	Height	Weight	Notes
10103FA/W/D	White	Daylight	6000K	3W	210lm	120°	230V	□	70mm	50mm	60	Complete with 300mA driver
10103FA/W/C	White	Cool white	4000K	3W	210lm	120°	230V	□	70mm	50mm	60	Complete with 300mA driver
10103FA/W/W	White	Warm white	3000K	3W	180lm	120°	230V	□	70mm	50mm	60	Complete with 300mA driver
10108FA/W/D	White	Daylight	6000K	8W	560lm	120°	230V	□	108mm	50mm	40	Complete with 320mA driver
10108FA/W/C	White	Cool white	4000K	8W	560lm	120°	230V	□	108mm	50mm	40	Complete with 320mA driver
10108FA/W/W	White	Warm white	3000K	8W	480lm	120°	230V	□	108mm	50mm	40	Complete with 320mA driver
10108FA/B/C	Black	Cool white	4000K	8W	560lm	120°	230V	□	108mm	50mm	40	Complete with 320mA driver
10108FA/B/W	Black	Warm white	3000K	8W	480lm	120°	230V	□	108mm	50mm	40	Complete with 320mA driver
10112FA/W/C	White	Cool white	4000K	12W	840lm	120°	230V	□	155mm	50mm	30	Complete with 250mA driver
10112FA/W/W	White	Warm white	3000K	12W	720lm	120°	230V	□	155mm	50mm	30	Complete with 250mA driver
10112FA/B/C	Black	Cool white	4000K	12W	840lm	120°	230V	□	155mm	50mm	30	Complete with 250mA driver
10112FA/B/W	Black	Warm white	3000K	12W	720lm	120°	230V	□	155mm	50mm	30	Complete with 250mA driver

10103FA | 3W | SMD LED | Die cast



10108FA | 8W | SMD LED | Die cast

Optional dimmable driver code 89008CT.



10112FA | 12W | SMD LED | Die cast

Optional dimmable driver code 89012BT.



A-A**

IP40

A-A**

10108FA/W/W

IP40

10108FA/B/W

A-A**

10112FA/W/W

IP40

10112FA/B/W



Round Recessed Panels 18-40W

Die cast

10118FA | 18W | SMD LED | Die cast

Optional dimmable driver code 89018DT.



A-A+ 10118FA/W/W

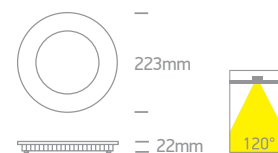
IP40



10118FA/B/W



10118FA/G/W



10130FA | 30W | SMD LED | Die cast

Optional dimmable driver code 89030AT.




A-A+ 10130FA/W/C

IP40



10130FA/G/C




10140F | 40W | SMD LED | Die cast



A-A+ 10140F/W/D

IP40




Order Code	Colour	Light Colour	CCT (K)	Watts	Lumen (lm)	Beam Angle	Input	Class	⌀	↓	📦	Notes
10118FA/W/D	White	Daylight	6000K	18W	1260lm	120°	230V	□	210mm	50mm	20	Complete with 450mA driver
10118FA/W/C	White	Cool white	4000K	18W	1260lm	120°	230V	□	210mm	50mm	20	Complete with 450mA driver
10118FA/W/W	White	Warm white	3000K	18W	1080lm	120°	230V	□	210mm	50mm	20	Complete with 450mA driver
10118FA/B/C	Black	Cool white	4000K	18W	1260lm	120°	230V	□	210mm	50mm	20	Complete with 450mA driver
10118FA/B/W	Black	Warm white	3000K	18W	1080lm	120°	230V	□	210mm	50mm	20	Complete with 450mA driver
10118FA/G/W	Grey	Warm white	3000K	18W	1080lm	120°	230V	□	210mm	50mm	20	Complete with 450mA driver
10130FA/W/D	White	Daylight	6000K	30W	2100lm	120°	230V	□	285mm	50mm	15	Complete with 700mA driver
10130FA/W/C	White	Cool white	4000K	30W	2100lm	120°	230V	□	285mm	50mm	15	Complete with 700mA driver
10130FA/W/W	White	Warm white	3000K	30W	1800lm	120°	230V	□	285mm	50mm	15	Complete with 700mA driver
10130FA/G/C	Grey	Cool white	4000K	30W	2100lm	120°	230V	□	285mm	50mm	15	Complete with 700mA driver
10140F/W/D	White	Daylight	6000K	40W	2800lm	120°	230V	□	408mm	40mm	5	Complete with 1000mA driver
10140F/W/C	White	Cool white	4000K	40W	2800lm	120°	230V	□	408mm	40mm	5	Complete with 1000mA driver
10140F/W/W	White	Warm white	3000K	40W	2520lm	120°	230V	□	408mm	40mm	5	Complete with 1000mA driver

one

Round Recessed Panel 48W

Die cast




A-A⁺⁺

IP20

10148PE | 48W | SMD 2835 | 600mm | Die cast

Driver must be ordered separately.



Optional non-dimmable driver. Order code 89048.



Optional TRIAC dimmable driver. Order code 89048T.



Optional DALI & Push to DIM driver. Order code 89050L.



Order Code	Colour	Light Colour	CCT (K)	Watts	Lumen (lm)	Beam Angle	Input	Class	Lighting Icon	Mounting Icon	Box Icon	Notes
10148PE/W/C	White	Cool white	4000K	48W	4000lm	120°	1200mA	III	585mm	80mm	4	Requires 1200mA driver
10148PE/W/W	White	Warm white	3000K	48W	3500lm	120°	1200mA	III	585mm	80mm	4	Requires 1200mA driver



50108F/W/D



50116F/G/D

Square Recessed Panels

Die cast



A-A+ 50108F/W/D


IP40

50108F | 8W | SMD LED | Die cast



50108F/G/D

offer



A-A+ offer

IP40

50116F | 16W | SMD LED | Die cast



Order Code	Colour	Light Colour	CCT (K)	Watts	Lumen (lm)	Beam Angle	Input	Class				Notes
50108F/W/D	White	Daylight	6000K	8W	461lm	120°	100-240V		96x96mm	40mm	40	Complete with 500mA driver
50108F/G/D	Grey	Daylight	6000K	8W	461lm	120°	100-240V		96x96mm	40mm	40	Complete with 500mA driver
50116F/G/D	Grey	Daylight	6000K	16W	982lm	120°	100-240V		152x152mm	40mm	20	Complete with 500mA driver

one



Square Recessed Panels


Die cast



A-A⁺⁺

IP40

50122F | 22W | SMD LED | Die cast



A-A⁺⁺ 50130F/G/C

IP40

50130F | 30W | SMD LED | Die cast

Optional dimmable driver code 040060.



50130F/G/D

offer



Order Code	Colour	Light Colour	CCT (K)	Watts	Lumen (lm)	Beam Angle	Input	Class				Notes
50122F/G/W	Grey	Warm white	3000K	22W	1490lm	120°	100-240V		204x204mm	40mm	10	Complete with 700mA driver
50130F/G/D	Grey	Daylight	6000K	30W	2174lm	120°	100-240V		284x284mm	40mm	10	Complete with 1000mA driver
50130F/G/C	Grey	Cool white	4000K	30W	2174lm	120°	100-240V		284x284mm	40mm	10	Complete with 1000mA driver

Square Recessed Panels

Die cast



50108FA/W/C

50116FA/W/C

50122FA/W/C



A-A+ 50108FA/W/W


IP40

50108FA | 8W | SMD LED | Die cast

Optional dimmable driver code 89008CT.



50108FA/G/W




A-A+ 50116FA/W/W

IP40

50116FA | 16W | SMD LED | Die cast

Optional dimmable driver code 89016T.



50116FA/G/W



A-A+ 50122FA

IP40

50122FA | 22W | SMD LED | Die cast

Optional dimmable driver code 89022ET.



Order Code	Colour	Light Colour	CCT (K)	Watts	Lumen (lm)	Beam Angle	Input	Class				Notes
50108FA/W/C	White	Cool white	4000K	8W	560lm	120°	230V		105x105mm	50mm	40	Complete with 320mA driver
50108FA/W/W	White	Warm white	3000K	8W	480lm	120°	230V		105x105mm	50mm	40	Complete with 320mA driver
50108FA/G/W	Grey	Warm white	3000K	8W	480lm	120°	230V		105x105mm	50mm	40	Complete with 320mA driver
50116FA/W/C	White	Cool white	4000K	16W	1120lm	120°	230V		155x155mm	50mm	30	Complete with 350mA driver
50116FA/W/W	White	Warm white	3000K	16W	960lm	120°	230V		155x155mm	50mm	30	Complete with 350mA driver
50116FA/G/W	Grey	Warm white	3000K	16W	960lm	120°	230V		155x155mm	50mm	30	Complete with 350mA driver
50122FA/W/C	White	Cool white	4000K	22W	1540lm	120°	230V		210x210mm	50mm	20	Complete with 550mA driver
50122FA/W/W	White	Warm white	3000K	22W	1320lm	120°	230V		210x210mm	50mm	20	Complete with 550mA driver



Square Recessed Panels

Die cast

50130FA | 30W | SMD LED | Die cast

Optional dimmable driver code 89030AT.



A-A+ 50130FA/W/W

IP40



50130FA/G/W




50148PE | 48W | SMD 2835 | 600x600mm | Die cast

Driver must be ordered separately.



A-A+ 50148PE/W/C

IP20



Optional non-dimmable driver. Order code 89048.



Optional TRIAC dimmable driver. Order code 89048T.



Optional DALI & Push to DIM driver. Order code 89050L.



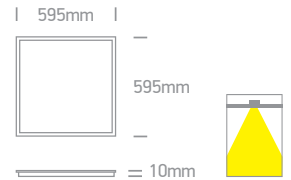
Order Code	Colour	Light Colour	CCT (K)	Watts	Lumen (lm)	Beam Angle	Input	Class	⌄	⬆	📦	Notes
50130FA/W/D	White	Daylight	6000K	30W	2100lm	120°	230V	□	280x280mm	50mm	15	Complete with 700mA driver
50130FA/W/C	White	Cool white	4000K	30W	2100lm	120°	230V	□	280x280mm	50mm	15	Complete with 700mA driver
50130FA/W/W	White	Warm white	3000K	30W	1800lm	120°	230V	□	280x280mm	50mm	15	Complete with 700mA driver
50130FA/G/D	Grey	Daylight	6000K	30W	2100lm	120°	230V	□	280x280mm	50mm	15	Complete with 700mA driver
50130FA/G/C	Grey	Cool white	4000K	30W	2100lm	120°	230V	□	280x280mm	50mm	15	Complete with 700mA driver
50130FA/G/W	Grey	Warm white	3000K	30W	1800lm	120°	230V	□	280x280mm	50mm	15	Complete with 700mA driver
50148PE/W/C	White	Cool white	4000K	48W	4100lm	120°	1200mA	⬠	585x585mm	80mm	4	Requires 1200mA driver
50148PE/W/W	White	Warm white	3000K	48W	3900lm	120°	1200mA	⬠	585x585mm	80mm	4	Requires 1200mA driver



The 40W Square Panels Aluminium



50140E | 40W | SMD 4014 | 595x595mm | Aluminium



Optional suspension kit.
Order code 050017.

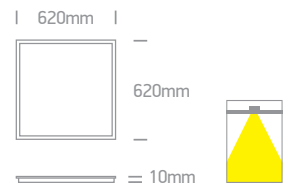
Optional DALI & Push
to DIM driver.
Order code 89050L.

IP20

A-A++



50140AE | 40W | SMD 4014 | 620x620mm | Aluminium



Optional suspension kit.
Order code 050017.

Optional
recessed kit (4pcs).
Order code 050108.

Optional DALI & Push
to DIM driver.
Order code 89050L.

IP20

Germany / Austria

D A

A-A++

Order Code	Colour	Light Colour	CCT (K)	Watts	Lumen (lm)	Input	Class	↓↑	📦	Notes
50140E/W/D	White	Daylight	6000K	40W	3400lm	230V	☐	50mm	6	Complete with 1000mA driver
50140E/W/C	White	Cool white	4000K	40W	3400lm	230V	☐	50mm	6	Complete with 1000mA driver
50140E/W/W	White	Warm white	3000K	40W	3100lm	230V	☐	50mm	6	Complete with 1000mA driver
50140AE/W/C	White	Cool white	4000K	40W	3400lm	230V	☐	50mm	6	Complete with 1000mA driver

The 48W Square Panels

Aluminium




A-A++

IP20

50148E | 48W | SMD 2835 | 595x595mm | Aluminium

Driver must be ordered separately.



Optional suspension kit.
Order code 050017.



Optional recessed kit (4pcs).
Order code 050108.




Optional non-dimmable driver.
Order code 89048.



Optional TRIAC dimmable driver.
Order code 89048T.



Optional DALI & Push to DIM driver.
Order code 89050L.




A-A++

IP20

50143F | 48W | SMD 2835 | 595x595mm | Aluminium

Complete with driver.



Optional suspension kit.
Order code 050017.



Optional recessed kit (4pcs).
Order code 050108.



Optional TRIAC dimmable driver.
Order code 89048T.



Optional DALI & Push to DIM driver.
Order code 89050L.



A-A++


Germany / Austria

D A

IP20

50148AE | 48W | SMD 2835 | 620x620mm | Aluminium

Driver must be ordered separately.



Optional suspension kit.
Order code 050017.



Optional recessed kit (4pcs).
Order code 050108.



Optional non-dimmable driver.
Order code 89048.



Optional TRIAC dimmable driver.
Order code 89048T.



Optional DALI & Push to DIM driver.
Order code 89050L.


Order Code	Colour	Light Colour	CCT (K)	Watts	Lumen (lm)	Input	Class	↓↑	📦	Notes
50148E/W/C	White	Cool white	4000K	48W	4300lm	1200mA	⬡	50mm	6	Requires 1200mA driver
50148E/W/W	White	Warm white	3000K	48W	4000lm	1200mA	⬡	50mm	6	Requires 1200mA driver
50143F/W/D	White	Daylight	6000K	48W	3800lm	230V	⬡	50mm	4	Complete 1200mA with driver
50148AE/W/C	White	Cool white	4000K	48W	4300lm	1200mA	⬡	50mm	6	Requires 1200mA driver

Square UGR17 & UGR19 Office Panels

Aluminium



50140U | 40W | SMD 4014 | Aluminium



Optional suspension kit.
Order code 050017.

Optional DALI & Push to DIM driver.
Order code 89050L.


A-A

IP20

UGR17



50140AU | 40W | SMD 4014 | Aluminium



Optional suspension kit.
Order code 050017.

Optional DALI & Push to DIM driver.
Order code 89050L.

A-A

IP20

UGR17

Germany / Austria
D A



50148U | 48W | SMD 2835 | 595x595mm | Aluminium

Driver must be ordered separately.



Optional suspension kit.
Order code 050017.

Optional recessed kit (4pcs).
Order code 050108.

Optional non-dimmable driver.
Order code 89048.

Optional TRIAC dimmable driver.
Order code 89048T.

Optional DALI & Push to DIM driver.
Order code 89050L.

A-A

IP20

UGR19



50148AU | 48W | SMD 2835 | 620x620mm | Aluminium

Driver must be ordered separately.



Optional suspension kit.
Order code 050017.

Optional recessed kit (4pcs).
Order code 050108.

Optional non-dimmable driver.
Order code 89048.

Optional TRIAC dimmable driver.
Order code 89048T.

Optional DALI & Push to DIM driver.
Order code 89050L.

A-A

IP20

UGR19

Germany / Austria
D A

Order Code	Colour	Light Colour	CCT (K)	Watts	Lumen (lm)	Beam Angle	Input	Class	↓↑	📦	Notes
50140U/W/C	White	Cool white	4000K	40W	3400lm	120°	230V	□	55mm	6	Complete with 1000mA driver
50140AU/W/C	White	Cool white	4000K	40W	3400lm	120°	230V	□	55mm	6	Complete with 1000mA driver
50140AU/W/W	White	Warm white	3000K	40W	3100lm	120°	230V	□	55mm	6	Complete with 1000mA driver
50148U/W/D	White	Daylight	6000K	48W	4100lm	120°	1200mA	◇	55mm	4	Requires 1200mA driver
50148U/W/C	White	Cool white	4000K	48W	4300lm	120°	1200mA	◇	55mm	6	Requires 1200mA driver
50148AU/W/C	White	Cool white	4000K	48W	4300lm	120°	1200mA	◇	55mm	6	Requires 1200mA driver
50148AU/W/W	White	Warm white	3000K	48W	4000lm	120°	1200mA	◇	55mm	6	Requires 1200mA driver

one




Square IP65 Panels Aluminium



50140W | 40W | SMD 4014 | Aluminium



Optional recessed kit (4pcs).
Order code 050108.



A-A⁺⁺

IP65



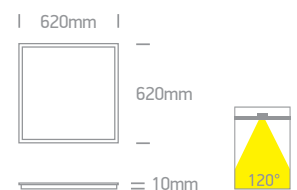
50140AW | 40W | SMD 2835 | Aluminium



Optional suspension kit.
Order code 050017.



Optional recessed kit (4pcs).
Order code 050108.



A-A⁺⁺

Germany / Austria

D A

IP65

Order Code	Colour	Light Colour	CCT (K)	Watts	Lumen (lm)	Beam Angle	Input	Class			Notes
50140W/W/D	White	Daylight	6000K	40W	3600lm	120°	100-240V		55mm	4	Complete with 900mA driver
50140W/W/C	White	Cool white	4000K	40W	3600lm	120°	100-240V		55mm	4	Complete with 900mA driver
50140AW/W/C	White	Cool white	4000K	40W	3200lm	120°	100-240V		55mm	4	Complete with 1000mA driver



Square UGR19 Pro Panel

50136P | 36W | SMD 2835 | Metal



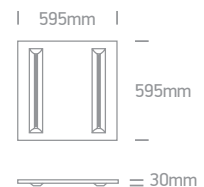
IP40 UGR19



Optional recessed kit (4pcs).
Order code 050108A.



Optional DALI & Push
to DIM driver.
Order code 89050L.




A-A+

IP40

Order Code	Colour	Light Colour	CCT (K)	Watts	Lumen (lm)	Input	Class	↓↑	📦	Notes
50136P/W/C	White	Cool white	4000K	36W	4320lm	230V	📏	60mm	4	Complete with 900mA driver



Rectangular UGR19 Panel



A-A⁺⁺

IP40

50136RP | 36W | SMD 4014 | 1200x145mm | Aluminium



UGR19



Optional suspension kit.
Order code 050150.




Optional recessed kit (4pcs).
Order code 050108B.



Optional DALI & Push
to DIM driver.
Order code 89050L.




Order Code	Colour	Light Colour	CCT (K)	Watts	Lumen (lm)	Input	Class				Notes
50136RP/W/C	White	Cool white	4000K	36W	2900lm	230V		1100x125mm	50mm	4	Complete with 900mA driver
50136RP/W/W	White	Warm white	3000K	36W	2900lm	230V		1100x125mm	50mm	4	Complete with 900mA driver



The Rectangular Panels

Aluminium



50148RE | 48W | SMD 2835 | 1195x295mm | Aluminium

Driver must be ordered separately.



A-A++

IP20



LED
BUILT IN

CE



Optional suspension kit.
Order code 050017.



Requires 2 sets.

Optional recessed kit (4pcs).
Order code 050108.




Optional non-dimmable driver.
Order code 89048.



Optional TRIAC dimmable driver.
Order code 89048T.



Optional DALI & Push to DIM driver.
Order code 89050L.



50160E | 60W | SMD 4014 | 1195x595mm | Aluminium

Driver must be ordered separately.



A-A++

IP20



LED
BUILT IN

CE



Optional suspension kit.
Order code 050017.




Requires 2 sets.

Optional recessed kit (4pcs).
Order code 050108.



Non-dimmable driver.
Order code 89060.



Order Code	Colour	Light Colour	CCT (K)	Watts	Lumen (lm)	Input	Class	↓↑	📦	Notes
50148RE/W/D	White	Daylight	6000K	48W	4100lm	1200mA	III	50mm	4	Requires 1200mA driver
50148RE/W/C	White	Cool white	4000K	48W	4100lm	1200mA	III	50mm	4	Requires 1200mA driver
50148RE/W/W	White	Warm white	3000K	48W	3900lm	1200mA	III	50mm	4	Requires 1200mA driver
50160E/W/D	White	Daylight	6000K	60W	4900lm	1300mA	III	50mm	2	Requires 1300mA driver
50160E/W/C	White	Cool white	4000K	60W	5400lm	1300mA	III	50mm	2	Requires 1300mA driver
50160E/W/W	White	Warm white	3000K	60W	5100lm	1300mA	III	50mm	2	Requires 1300mA driver



10122FD/W/C

10116FD/W/C


10108FD/W/C

The Dark Light Dome Reflector

Die cast



10108FD | 8W | SMD 2835 | Die cast



10116FD | 16W | SMD 2835 | Die cast



10122FD | 22W | SMD 2835 | Die cast




Order Code	Colour	Light Colour	CCT (K)	Watts	Lumen (lm)	Input	Class	⌀	↓↑	📦	Notes
10108FD/W/C	White	Cool white	4000K	8W	560lm	230V	□	94mm	60mm	45	Complete with 300mA driver
10108FD/W/W	White	Warm white	3000K	8W	560lm	230V	□	94mm	60mm	45	Complete with 300mA driver
10116FD/W/C	White	Cool white	4000K	16W	1150lm	230V	□	155mm	80mm	20	Complete with 300mA driver
10116FD/W/W	White	Warm white	3000K	16W	1150lm	230V	□	155mm	80mm	20	Complete with 300mA driver
10122FD/W/C	White	Cool white	4000K	22W	1550lm	230V	□	210mm	90mm	20	Complete with 600mA driver
10122FD/W/W	White	Warm white	3000K	22W	1550lm	230V	□	210mm	90mm	20	Complete with 600mA driver



The Budget Downlight Range

Aluminium

10103T | 3W | SMD 2835 | Aluminium



A-A⁺⁺

IP20

10107T | 7W | SMD 2835 | Aluminium



A-A⁺⁺

IP20

10115T | 15W | SMD 2835 | Aluminium



A-A⁺⁺

IP20

Order Code	Colour	Light Colour	CCT (K)	Watts	Lumen (lm)	Beam Angle	Input	Class				Notes
10103T/W/C	White	Cool white	4000K	3W	220lm	120°	230V		68mm	50mm	100	Complete with 280mA driver
10103T/W/W	White	Warm white	3000K	3W	210lm	120°	230V		68mm	50mm	100	Complete with 280mA driver
10107T/W/C	White	Cool white	4000K	7W	520lm	120°	230V		85mm	60mm	60	Complete with 280mA driver
10107T/W/W	White	Warm white	3000K	7W	490lm	120°	230V		85mm	60mm	60	Complete with 280mA driver
10115T/W/C	White	Cool white	4000K	15W	1100lm	120°	230V		130mm	60mm	30	Complete with 280mA driver
10115T/W/W	White	Warm white	3000K	15W	1050lm	120°	230V		130mm	60mm	30	Complete with 280mA driver

The Budget Downlight Range

Aluminium



10124T | 24W | SMD 2835 | Aluminium

LED BUILT IN
80 CRI CE 2 YEAR



10130T | 30W | SMD 2835 | Aluminium

LED BUILT IN
80 CRI CE 2 YEAR



Order Code	Colour	Light Colour	CCT (K)	Watts	Lumen (lm)	Beam Angle	Input	Class				Notes
10124T/W/C	White	Cool white	4000K	24W	1800lm	120°	230V		210mm	75mm	20	Complete with 600mA driver
10124T/W/W	White	Warm white	3000K	24W	1700lm	120°	230V		210mm	75mm	20	Complete with 600mA driver
10130T/W/C	White	Cool white	4000K	30W	2250lm	120°	230V		210mm	75mm	20	Complete with 700mA driver
10130T/W/W	White	Warm white	3000K	30W	2100lm	120°	230V		210mm	75mm	20	Complete with 700mA driver



The Chrome Bezel Range

Aluminium



A-A+ 10115/W/C

IP44

10115 | 15W | SMD 2835 | Aluminium




10115/G/C



A-A+ 10124/W/C

IP44

10124 | 24W | SMD 2835 | Aluminium



10124/G/C



Order Code	Colour	Light Colour	CCT (K)	Watts	Lumen (lm)	Beam Angle	Input	Class	⌀	↓↑	📦	Notes
10115/W/C	White	Cool white	4000K	15W	1050lm	120°	230V	□	160mm	150mm	8	Complete with 300mA driver
10115/W/W	White	Warm white	3000K	15W	1000lm	120°	230V	□	160mm	150mm	8	Complete with 300mA driver
10115/G/C	Grey	Cool white	4000K	15W	1050lm	120°	230V	⊕	160mm	150mm	8	Complete with 300mA driver
10124/W/C	White	Cool white	4000K	24W	1550lm	120°	230V	□	210mm	160mm	8	Complete with 600mA driver
10124/G/C	Grey	Cool white	4000K	24W	1550lm	120°	230V	⊕	210mm	160mm	8	Complete with 600mA driver
10124/G/W	Grey	Warm white	3000K	24W	1450lm	120°	230V	⊕	210mm	160mm	8	Complete with 600mA driver

The COB Downlight Range

Aluminium



10130C/W/W

10120C/W/C

10110C/G/C

10110C | 10W | COB LED | Aluminium



A-A⁺⁺

IP20

10120C | 20W | COB LED | Aluminium



A-A⁺⁺

10120C/W/W

IP20

10120C/G/W

10130C | 30W | COB LED | Aluminium



A-A⁺⁺

10130C/W/W

IP20

10130C/G/W

10130CR | 30W | COB LED | Aluminium

90CRI.



A-A⁺⁺

IP20

Order Code	Colour	Light Colour	CCT (K)	Watts	Lumen (lm)	Beam Angle	Input	Class	⌚	⬆️	📦	Notes
10110C/G/W	Grey	Warm white	3000K	10W	700lm	80°	230V	☐	95mm	90mm	40	Complete with 260mA driver
10120C/W/W	White	Warm white	3000K	20W	1400lm	80°	230V	☐	160mm	100mm	18	Complete with 500mA driver
10120C/G/C	Grey	Cool white	4000K	20W	1400lm	80°	230V	☐	160mm	100mm	18	Complete with 500mA driver
10120C/G/W	Grey	Warm white	3000K	20W	1400lm	80°	230V	☐	160mm	100mm	18	Complete with 500mA driver
10130C/W/W	White	Warm white	3000K	30W	2200lm	80°	230V	☐	210mm	120mm	9	Complete with 850mA driver
10130C/G/C	Grey	Cool white	4000K	30W	2200lm	80°	230V	☐	210mm	120mm	9	Complete with 850mA driver
10130C/G/W	Grey	Warm white	3000K	30W	2200lm	80°	230V	☐	210mm	120mm	9	Complete with 850mA driver
10130CR/W/W	White	Warm white	3000K	30W	2200lm	80°	230V	☐	210mm	120mm	9	Complete with 850mA driver

The COB Downlight Range

Die cast



10107CA | 7W | COB LED | Die cast

LED BUILT IN
80 CRI CE 2 YEAR



A-A+

IP20



10110CA | 10W | COB LED | Die cast

LED BUILT IN
80 CRI CE 2 YEAR



A-A+

IP20



10115CA | 15W | COB LED | Die cast

LED BUILT IN
80 CRI CE 2 YEAR



A-A+

IP20


Order Code	Colour	Light Colour	CCT (K)	Watts	Lumen (lm)	Beam Angle	Input	Class	⚙️	↕️	📦	Notes
10107CA/W/C	White	Cool white	4000K	7W	560lm	60°	230V	□	75mm	70mm	50	Complete with 300mA driver
10107CA/W/W	White	Warm white	3000K	7W	560lm	60°	230V	□	75mm	70mm	50	Complete with 300mA driver
10110CA/W/C	White	Cool white	4000K	10W	850lm	60°	230V	□	95mm	100mm	50	Complete with 300mA driver
10110CA/W/W	White	Warm white	3000K	10W	850lm	60°	230V	□	95mm	100mm	50	Complete with 300mA driver
10115CA/W/C	White	Cool white	4000K	15W	1275lm	60°	230V	□	125mm	100mm	30	Complete with 350mA driver
10115CA/W/W	White	Warm white	3000K	15W	1275lm	60°	230V	□	125mm	100mm	30	Complete with 350mA driver

The COB Downlight Range

Die cast



10120CA | 20W | COB LED | Die cast

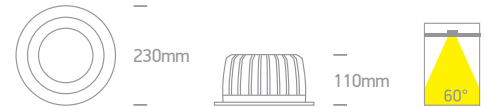


A-A+

IP20



10130CA | 30W | COB LED | Die cast

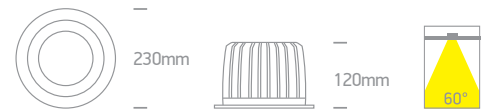


A-A+

IP20



10160CA | 60W | COB LED | Die cast



A-A+

IP20


Order Code	Colour	Light Colour	CCT (K)	Watts	Lumen (lm)	Beam Angle	Input	Class				Notes
10120CA/W/C	White	Cool white	4000K	20W	1800lm	60°	230V		145mm	100mm	20	Complete with 500mA driver
10120CA/W/W	White	Warm white	3000K	20W	1800lm	60°	230V		145mm	100mm	20	Complete with 500mA driver
10130CA/W/C	White	Cool white	4000K	30W	2700lm	60°	230V		210mm	140mm	10	Complete with 750mA driver
10130CA/W/W	White	Warm white	3000K	30W	2700lm	60°	230V		210mm	140mm	10	Complete with 750mA driver
10160CA/W/C	White	Cool white	4000K	60W	5400lm	60°	230V		210mm	160mm	10	Complete with 1500mA driver
10160CA/W/W	White	Warm white	3000K	60W	5400lm	60°	230V		210mm	160mm	10	Complete with 1500mA driver

The Semi Dark Light COB Pro Range

Die cast



10107CD | 7W | COB LED | Die cast



10115CD | 15W | COB LED | Die cast



A-A⁺⁺

IP20

A-A⁺⁺

IP20

Order Code	Colour	Light Colour	CCT (K)	Watts	Lumen (lm)	Beam Angle	Input	Class				Notes
10107CD/W/C	White	Cool white	4000K	7W	560lm	120°	230V		100mm	70mm	30	Complete with 300mA driver
10107CD/W/W	White	Warm white	3000K	7W	511lm	120°	230V		100mm	70mm	30	Complete with 300mA driver
10115CD/W/C	White	Cool white	4000K	15W	1200lm	120°	230V		160mm	90mm	18	Complete with 400mA driver
10115CD/W/W	White	Warm white	3000K	15W	1095lm	120°	230V		160mm	90mm	18	Complete with 400mA driver

The Semi Dark Light COB Pro Range

Die cast



10130CD | 30W | COB LED | Die cast



A-A⁺⁺

IP20



10140CD | 40W | COB LED | Die cast



A-A⁺⁺


IP20

Order Code	Colour	Light Colour	CCT (K)	Watts	Lumen (lm)	Beam Angle	Input	Class				Notes
10130CD/W/C	White	Cool white	4000K	30W	2400lm	120°	230V		215mm	100mm	6	Complete with 700mA driver
10130CD/W/W	White	Warm white	3000K	30W	2190lm	120°	230V		215mm	100mm	6	Complete with 700mA driver
10140CD/W/C	White	Cool white	4000K	40W	3200lm	120°	230V		245mm	100mm	6	Complete with 1000mA driver



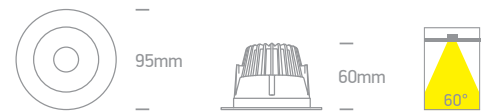
Dark light Pro Range

Aluminium



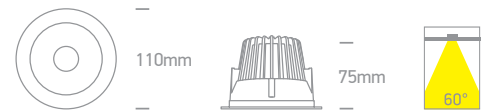
A-A+ 10108ED/W/B/W

10108ED | 8W | SMD 2835 | Aluminium



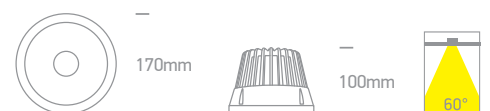
A-A+ 10112ED/W/B/W

10112ED | 12W | SMD 2835 | Aluminium



A-A+ 10130ED/W/B/W

10130ED | 30W | SMD 2835 | Aluminium



Order Code	Colour	Reflector	Light Colour	CCT (K)	Watts	Lumen (lm)	Beam Angle	Input	Class	⌀	⌈⌋	📦	Notes
10108ED/W/B/W	White	Black	Warm white	3000K	8W	480lm	60°	230V	□	75mm	80mm	50	Complete with 300mA driver
10112ED/W/B/W	White	Black	Warm white	3000K	12W	720lm	60°	230V	□	92mm	95mm	50	Complete with 300mA driver
10130ED/W/B/W	White	Black	Warm white	3000K	30W	1800lm	60°	230V	□	145mm	130mm	20	Complete with 750mA driver

Dark light Pro Range

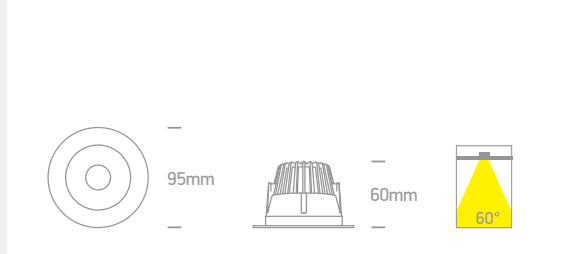
Aluminium



A-A++ 10108ED/W/BS/W

10108ED | 8W | SMD 2835 | Aluminium

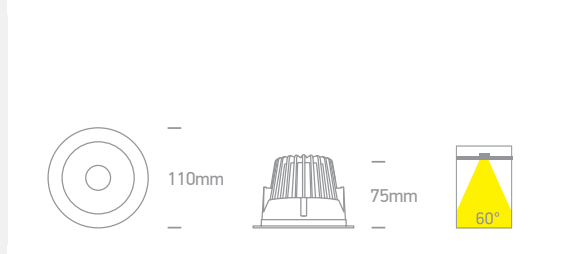
IP20



A-A++ 10112ED/W/BS/W

10112ED | 12W | SMD 2835 | Aluminium

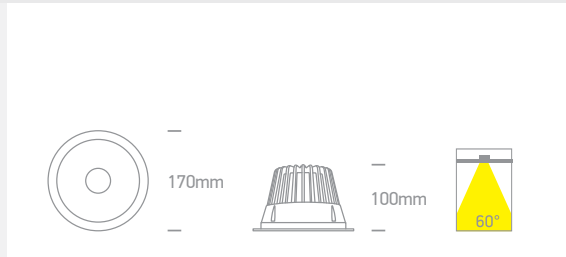
IP20



A-A++ 10130ED/W/BS/W

10130ED | 30W | SMD 2835 | Aluminium

IP20



Order Code	Colour	Reflector	Light Colour	CCT (K)	Watts	Lumen (lm)	Beam Angle	Input	Class				Notes
10108ED/W/BS/W	White	Brass	Warm white	3000K	8W	560lm	60°	230V		75mm	80mm	50	Complete with 300mA driver
10112ED/W/BS/W	White	Brass	Warm white	3000K	12W	840lm	60°	230V		92mm	95mm	50	Complete with 300mA driver
10130ED/W/BS/W	White	Brass	Warm white	3000K	30W	2100lm	60°	230V		145mm	130mm	20	Complete with 750mA driver



The COB Project Round Range

10105K | 5W | COB LED | Die cast

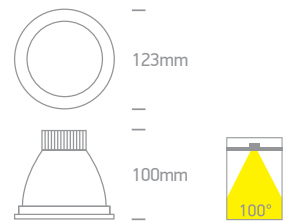


A-A+ 10105K/W/W

IP53



10105K/G/W




10110K | 10W | COB LED | Die cast

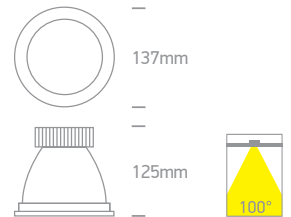


A-A+ 10110K/W/W

IP53



10110K/G/W



Order Code	Colour	Light Colour	CCT (K)	Watts	Lumen (lm)	Beam Angle	Input	Class	⚡	⬆️	📦	Notes
10105K/W/C	White	Cool white	4000K	5W	410lm	100°	230V	□	107mm	130mm	24	Complete with 120mA dimmable driver
10105K/W/W	White	Warm white	3000K	5W	350lm	100°	230V	□	107mm	130mm	24	Complete with 120mA dimmable driver
10105K/G/C	Grey	Cool white	4000K	5W	410lm	100°	230V	□	107mm	130mm	24	Complete with 120mA dimmable driver
10105K/G/W	Grey	Warm white	3000K	5W	350lm	100°	230V	□	107mm	130mm	24	Complete with 400mA driver
10110K/W/W	White	Warm white	3000K	10W	600lm	100°	230V	□	122mm	150mm	24	Complete with 250mA dimmable driver
10110K/G/W	Grey	Warm white	3000K	10W	600lm	100°	230V	□	122mm	150mm	24	Complete with 250mA dimmable driver



The COB Project Round Range

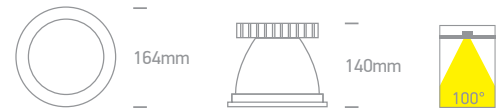

Dimmable



A-A⁺⁺

IP53


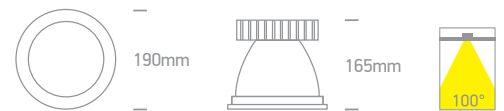

10120K | 20W | COB LED | Die cast



A-A⁺⁺

IP53



10130K | 30W | COB LED | Die cast



A-A⁺⁺ 10130KA/G/W

IP53

10130KA | 30W | COB LED | Die cast



Order Code	Colour	Light Colour	CCT (K)	Watts	Lumen (lm)	Beam Angle	Input	Class	⚡	↕	📦	Notes
10120K/G/W	Grey	Warm white	3000K	20W	1500lm	100°	230V	☐	150mm	170mm	24	Complete with 500mA dimmable driver
10130K/G/W	Grey	Warm white	3000K	30W	2000lm	100°	230V	☐	175mm	195mm	12	Complete with 700mA dimmable driver
10130KA/W/W	White	Warm white	3000K	30W	2000lm	100°	230V	☐	210mm	210mm	12	Complete with 700mA dimmable driver
10130KA/G/W	Grey	Warm white	3000K	30W	2000lm	100°	230V	☐	210mm	210mm	12	Complete with 700mA dimmable driver



The COB Project Square Range

Die cast

50105K | 5W | COB LED | Die cast

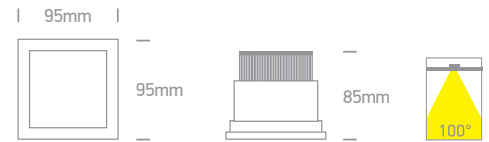


A-A+ 50105K/W/W

IP53



50105K/G/C



50120K | 20W | COB LED | Die cast



A-A+ 50120K/W/C

IP53



50120K/G/C



50130K | 30W | COB LED | Die cast



A-A+ 50130K/W/C

IP53



50130K/G/C



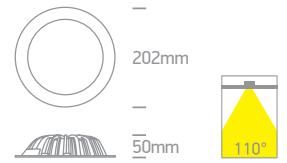
Order Code	Colour	Light Colour	CCT (K)	Watts	Lumen (lm)	Beam Angle	Input	Class				Notes
50105K/W/W	White	Warm white	3000K	5W	240lm	100°	230V		85x85mm	115mm	24	Complete with 400mA driver
50105K/G/C	Grey	Cool white	4000K	5W	310lm	100°	230V		85x85mm	115mm	24	Complete with 400mA driver
50120K/W/C	White	Cool white	4000K	20W	1060lm	100°	230V		147x147mm	160mm	12	Complete with 700mA driver
50120K/G/C	Grey	Cool white	4000K	20W	1060lm	100°	230V		147x147mm	160mm	12	Complete with 700mA driver
50120K/G/W	Grey	Warm white	3000K	20W	930lm	100°	230V		147x147mm	160mm	12	Complete with 700mA driver
50130K/G/C	Grey	Cool white	4000K	30W	1770lm	100°	230V		147x147mm	160mm	12	Complete with 1100mA driver
50130K/G/W	Grey	Warm white	3000K	30W	1350lm	100°	230V		147x147mm	160mm	12	Complete with 1100mA driver

Round Downlights



10120 | 20W | LED | Aluminium

Ring must be ordered separately.



A-A+ 10120/W+10100/W

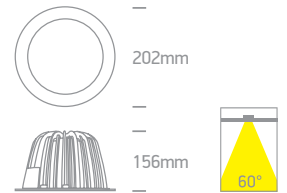
IP44

10120/W+10100/AL



10142 | 42W | COB LED | Aluminium

Ring must be ordered separately.



A-A+ 10142/W+10100/W

IP20


10142/W+10100/AL



10100 | Rings for 10120 & 10142



10100/AL Aluminium
10100/W White
10100/G Grey



50



10140P | 40W | COB LED | Aluminium



A-A+

IP20

Optional black ring.
Order code 050097/B.

Order Code	Colour	Light Colour	CCT (K)	Watts	Lumen (lm)	Beam Angle	Input	Class				Notes
10120/C	-	Cool white	4000K	20W	1800lm	110°	230V		180mm	70mm	10	Complete with 320mA driver
10120/W	-	Warm white	3000K	20W	1800lm	110°	230V		180mm	70mm	10	Complete with 320mA driver
10142/W	-	Warm white	3000K	42W	3225lm	60°	100-240V		180mm	170mm	4	Complete with 1000mA driver
10140P/W/C	White	Cool white	4000K	40W	3400lm	60°	230V		190mm	150mm	12	Complete with 1000mA driver
10140P/W/W	White	Warm white	3000K	40W	3200lm	60°	230V		190mm	150mm	12	Complete with 1000mA driver



10112/G/D



10128/G/D

Architectural Downlights

Die cast



10112/G/D | 9W | LED | Die cast



IP20
offer



10112/G/W | 12W | LED | Die cast



IP20
offer



10128 | 28W | LED | Die cast



IP20
offer



Order Code	Colour	Light Colour	CCT (K)	Watts	Lumen (lm)	Beam Angle	Input	Class	⌀	↑	📦	Notes
10112/G/D	Grey	Daylight	6000K	9W	400lm	90°	230V	□	89mm	110mm	10	Complete with driver
10112/G/W	Grey	Warm white	3000K	12W	400lm	90°	230V	□	89mm	110mm	10	Complete with driver
10128/G/D	Grey	Daylight	6000K	28W	1400lm	90°	230V	□	169mm	110mm	10	Complete with driver
10128/G/W	Grey	Warm white	3000K	28W	1150lm	90°	230V	□	169mm	110mm	10	Complete with driver



10107KD/W/W



10112KD/W/C

The SMD Dark Light Range

Plastic



A-A⁺⁺

10107KD | 7W | SMD LED | Plastic



A-A⁺⁺

10112KD | 12W | SMD LED | Plastic



Order Code	Colour	Light Colour	CCT (K)	Watts	Lumen (lm)	Beam Angle	Input	Class					Notes
10107KD/W/W	White	Warm white	3000K	7W	500lm	100°	350mA		30cm	113mm	125mm	24	Requires 350mA driver
10112KD/W/C	White	Cool white	4000K	12W	900lm	100°	350mA		30cm	168mm	160mm	12	Requires 350mA driver

Dark Light Downlights

Aluminium




10130A/W/W

10115E/AL/W

10105E/AL/C

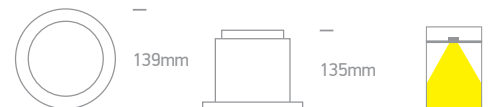

10105E | 5W | LED | Natural aluminium



A-A⁺⁺

offer

10115E | 15W | LED | Semi trimless | Natural aluminium



A-A⁺⁺

offer

10130A | 30W | SMD LED | Aluminium



offer



A-A⁺⁺ 10130A/AL/W

10130A/W/W

offer

Order Code	Colour	Light Colour	CCT (K)	Watts	Lumen (lm)	Beam Angle	Input	Class	⊕	⚡	↕	📦	Notes
10105E/AL/C	Aluminium	Cool white	4000K	5W	375lm	-	500mA	⊕	40cm	85mm	110mm	20	Requires 500mA driver
10105E/AL/W	Aluminium	Warm white	3000K	5W	360lm	-	500mA	⊕	40cm	85mm	110mm	20	Requires 500mA driver
10115E/AL/C	Aluminium	Cool white	4000K	15W	1125lm	-	700mA	⊕	40cm	125mm	150mm	20	Requires 700mA driver
10115E/AL/W	Aluminium	Warm white	3000K	15W	1050lm	-	700mA	⊕	40cm	125mm	150mm	20	Requires 700mA driver
10130A/AL/W	Aluminium	Warm white	3000K	30W	2300lm	80°	100-240V	⊕	-	210mm	170mm	5	Complete with 350mA driver
10130A/W/W	White	Warm white	3000K	30W	2300lm	80°	100-240V	⊕	-	210mm	170mm	5	Complete with 350mA driver

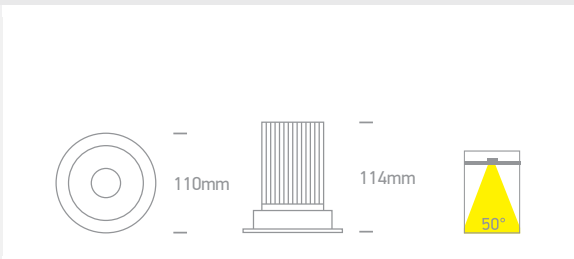
The COB Dark Light Range



10113A | 15W | COB LED | Aluminium

80 CRI

IP20

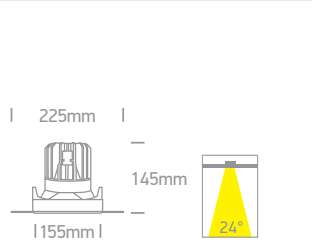


10150T | 38W/50W | COB LED | Trimless | Die cast

38W@1050mA / 50W@1400mA

90 CRI

IP20



Order Code	Colour	Light Colour	CCT (K)	Watts	Lumen (lm)	Beam Angle	Input	Class	⊕	⚡	↕	📦	Notes
10113A/W/W	White	Warm white	3000K	15W	1000lm	50°	100-240V	□	-	95mm	130mm	20	Complete with 350mA driver
10150T/W/C	White	Cool white	4000K	38W/50W	2700lm/3750lm	24°	1050mA/1400mA	⊕	50cm	170mm	160mm	6	Requires 1050mA/1400mA driver
10150T/W/W	White	Warm white	3000K	38W/50W	2500lm/3500lm	24°	1050mA/1400mA	⊕	50cm	170mm	160mm	6	Requires 1050mA/1400mA driver



50220B/W/W

Shop Square Boxes

50120B | 20W | COB LED | Aluminium + metal



new
IP20



50120B/B/W



A-A+ 50120B/W/C

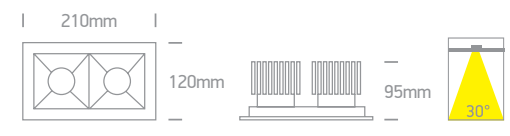
50220B | 2x20W | COB LED | Aluminium + metal



new
IP20



50220B/B/W



A-A+ 50220B/W/C

50130B | 30W | COB LED | Aluminium + metal



new
IP20




50130B/B/W



A-A+ 50130B/W/C

Order Code	Colour	Light Colour	CCT (K)	Watts	Lumen (lm)	Beam Angle	Input	Class				Notes
50120B/W/C	White	Cool white	4000K	20W	1800lm	30°	230V		105x105mm	120mm	20	Complete with 500mA driver
50120B/W/W	White	Warm white	3000K	20W	1700lm	30°	230V		105x105mm	120mm	20	Complete with 500mA driver
50120B/B/W	Black	Warm white	3000K	20W	1700lm	30°	230V		105x105mm	120mm	20	Complete with 500mA driver
50220B/W/C	White	Cool white	4000K	2x20W	2x1800lm	30°	230V		190x110mm	120mm	10	Complete with 500mA drivers
50220B/W/W	White	Warm white	3000K	2x20W	2x1700lm	30°	230V		190x110mm	120mm	10	Complete with 500mA drivers
50220B/B/W	Black	Warm white	3000K	2x20W	2x1700lm	30°	230V		190x110mm	120mm	10	Complete with 500mA drivers
50130B/W/C	White	Cool white	4000K	30W	2700lm	30°	230V		130x130mm	120mm	16	Complete with 750mA driver
50130B/W/W	White	Warm white	3000K	30W	2600lm	30°	230V		130x130mm	120mm	16	Complete with 750mA driver
50130B/B/W	Black	Warm white	3000K	30W	2600lm	30°	230V		130x130mm	120mm	16	Complete with 750mA driver

The SMD Dark Light Range



A-A** 10109D/W/W

10109D | 9W | SMD 2835 | Die cast

new
DARK LIGHT
IP20

80 CRI
LED BUILT IN
CE
2 YEAR



10109D/B/W



A-A** 10122D/W/W

10122D | 22W | SMD 2835 | Die cast

new
DARK LIGHT
IP20

80 CRI
LED BUILT IN
CE
2 YEAR



10122D/B/W



A-A** 50122D/W/W

50122D | 22W | SMD 2835 | Die cast

new
DARK LIGHT
IP20

80 CRI
LED BUILT IN
CE
2 YEAR



50122D/W/C



Order Code	Colour	Light Colour	CCT (K)	Watts	Lumen (lm)	Beam Angle	Input	Class	⚙️/🔧	⬆️/⬆️	📦	Notes
10109D/W/C	White	Cool white	4000K	9W	765lm	100°	230V	□	110mm	70mm	50	Complete with 300mA driver
10109D/W/W	White	Warm white	3000K	9W	720lm	100°	230V	□	110mm	70mm	50	Complete with 300mA driver
10109D/B/C	Black	Cool white	4000K	9W	765lm	100°	230V	□	110mm	70mm	50	Complete with 300mA driver
10109D/B/W	Black	Warm white	3000K	9W	720lm	100°	230V	□	110mm	70mm	50	Complete with 300mA driver
10122D/W/C	White	Cool white	4000K	22W	1870lm	100°	230V	□	165mm	75mm	20	Complete with 500mA driver
10122D/W/W	White	Warm white	3000K	22W	1760lm	100°	230V	□	165mm	75mm	20	Complete with 500mA driver
10122D/B/C	Black	Cool white	4000K	22W	1870lm	100°	230V	□	165mm	75mm	20	Complete with 500mA driver
10122D/B/W	Black	Warm white	3000K	22W	1760lm	100°	230V	□	165mm	75mm	20	Complete with 500mA driver
50122D/W/C	White	Cool white	4000K	22W	1870lm	100°	230V	□	160x160mm	75mm	20	Complete with 500mA driver
50122D/W/W	White	Warm white	3000K	22W	1760lm	100°	230V	□	160x160mm	75mm	20	Complete with 500mA driver




The IP54 Dark Light Bathroom Downlights

Die cast



10109FD | 9W | SMD 2835 | Die cast



10120FD | 20W | SMD 2835 | Die cast



Order Code	Colour	Light Colour	CCT (K)	Watts	Lumen (lm)	Beam Angle	Input	Class				Notes
10109FD/W/C	White	Cool white	4000K	9W	765lm	100°	230V		111mm	70mm	40	Complete with 300mA driver
10109FD/W/W	White	Warm white	3000K	9W	765lm	100°	230V		111mm	70mm	40	Complete with 300mA driver
10120FD/W/C	White	Cool white	4000K	20W	1700lm	100°	230V		166mm	70mm	20	Complete with 300mA driver
10120FD/W/W	White	Warm white	3000K	20W	1700lm	100°	230V		166mm	70mm	20	Complete with 300mA driver

one



10118B/W/C



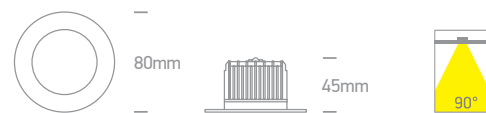
10113B/W/C



10107B/W/C

The IP54 Bathroom Downlights

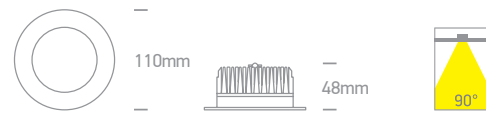
10107B | 7W | SMD 2835 | Die cast



A-A++

IP54

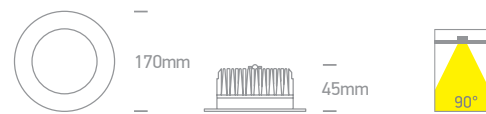
10113B | 13W | SMD 2835 | Die cast



A-A++

IP54

10118B | 18W | SMD 2835 | Die cast



A-A++

IP54

10125B | 25W | SMD 2835 | Die cast



A-A++

IP54

Order Code	Colour	Light Colour	CCT (K)	Watts	Lumen (lm)	Beam Angle	Input	Class				Notes
10107B/W/C	White	Cool white	4000K	7W	540lm	90°	100-240V		65mm	70mm	50	Complete with 260mA driver
10107B/W/W	White	Warm white	3000K	7W	500lm	90°	100-240V		65mm	70mm	50	Complete with 260mA driver
10113B/W/C	White	Cool white	4000K	13W	950lm	90°	100-240V		95mm	70mm	24	Complete with 380mA driver
10113B/W/W	White	Warm white	3000K	13W	925lm	90°	100-240V		95mm	70mm	24	Complete with 380mA driver
10118B/W/C	White	Cool white	4000K	18W	1400lm	90°	100-240V		140mm	70mm	30	Complete with 500mA driver
10118B/W/W	White	Warm white	3000K	18W	1300lm	90°	100-240V		140mm	70mm	30	Complete with 500mA driver
10125B/W/C	White	Cool white	4000K	25W	2000lm	90°	100-240V		210mm	80mm	10	Complete with 700mA driver
10125B/W/W	White	Warm white	3000K	25W	1875lm	90°	100-240V		210mm	80mm	10	Complete with 700mA driver

one



The Outdoor/Bathroom IP65 Range

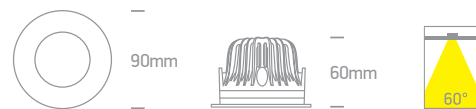
Die cast



A-A++

IP65

10110G | 10W | COB LED | Die cast



A-A++

IP65

10115G | 15W | COB LED | Die cast



Order Code	Colour	Light Colour	CCT (K)	Watts	Lumen (lm)	Beam Angle	Input	Class					Notes
10110G/W/C	White	Cool white	4000K	10W	800lm	60°	230V		200cm	82mm	90mm	30	Complete with 250mA driver
10110G/W/W	White	Warm white	3000K	10W	750lm	60°	230V		200cm	82mm	90mm	30	Complete with 250mA driver
10115G/W/C	White	Cool white	4000K	15W	1200lm	60°	230V		200cm	100mm	95mm	20	Complete with 350mA driver
10115G/W/W	White	Warm white	3000K	15W	1125lm	60°	230V		200cm	100mm	95mm	20	Complete with 350mA driver



The Outdoor/Bathroom IP65 Range

Die cast



10120G | 20W | COB LED | Die cast




IP65

A-A



10130G | 30W | COB LED | Die cast



IP65

A-A



10150G | 50W | COB LED | Die cast



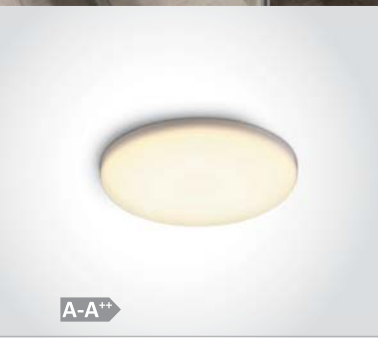
IP65

A-A

Order Code	Colour	Light Colour	CCT (K)	Watts	Lumen (lm)	Beam Angle	Input	Class	S	U	L	Box	Notes
10120G/W/C	White	Cool white	4000K	20W	1600lm	60°	230V	□	200cm	120mm	105mm	10	Complete with 500mA driver
10120G/W/W	White	Warm white	3000K	20W	1500lm	60°	230V	□	200cm	120mm	105mm	10	Complete with 500mA driver
10130G/W/C	White	Cool white	4000K	30W	2600lm	60°	230V	□	200cm	160mm	120mm	8	Complete with 750mA driver
10130G/W/W	White	Warm white	3000K	30W	2500lm	60°	230V	□	200cm	160mm	120mm	8	Complete with 750mA driver
10150G/W/C	White	Cool white	4000K	50W	4100lm	60°	230V	□	200cm	210mm	140mm	4	Complete with 1200mA driver
10150G/W/W	White	Warm white	3000K	50W	4000lm	60°	230V	□	200cm	210mm	140mm	4	Complete with 1200mA driver

The Frameless IP65 Range

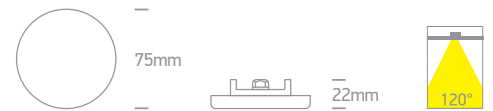

Die cast + PC



A-A++

IP65

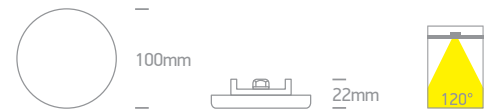

10106CF | 6W | SMD 4014 | Die cast + PC



A-A++

IP65

10108CF | 8W | SMD 4014 | Die cast + PC



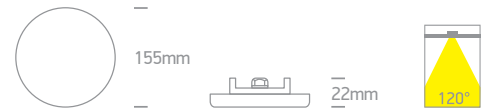

Order Code	Colour	Light Colour	CCT (K)	Watts	Lumen (lm)	Beam Angle	Input	Class	Lighting Icon	Mounting Icon	Box Icon	Notes
10106CF/C	White	Cool white	4000K	6W	400lm	120°	230V	□	55mm	40mm	40	Complete with 250mA driver
10106CF/W	White	Warm white	3000K	6W	400lm	120°	230V	□	55mm	40mm	40	Complete with 250mA driver
10108CF/C	White	Cool white	4000K	8W	550lm	120°	230V	□	80mm	50mm	40	Complete with 500mA driver
10108CF/W	White	Warm white	3000K	8W	550lm	120°	230V	□	80mm	50mm	40	Complete with 500mA driver



The Frameless IP65 Range



10115CF | 15W | SMD 4014 | Die cast + PC




A-A++

IP65



050146 | Surface base for 10115CF | Die cast




20

050146/W White

IP40



10130CF | 30W | SMD 4014 | Die cast + PC



A-A++

IP65



050148 | Surface base for 10130CF | Die cast



20

050148/W White

IP40

Order Code	Colour	Light Colour	CCT (K)	Watts	Lumen (lm)	Beam Angle	Input	Class	⌀	↓	📦	Notes
10115CF/C	White	Cool white	4000K	15W	1200lm	120°	230V	□	135mm	50mm	20	Complete with 500mA driver
10115CF/W	White	Warm white	3000K	15W	1200lm	120°	230V	□	135mm	50mm	20	Complete with 500mA driver
10130CF/C	White	Cool white	4000K	30W	2400lm	120°	230V	□	195mm	50mm	20	Complete with 1050mA driver
10130CF/W	White	Warm white	3000K	30W	2400lm	120°	230V	□	195mm	50mm	20	Complete with 1050mA driver