

06 Downlights Fixed LED > Architectural Downlights

10112/G/D



9W LED architectural downlight, IP20.

Complete with LED driver.

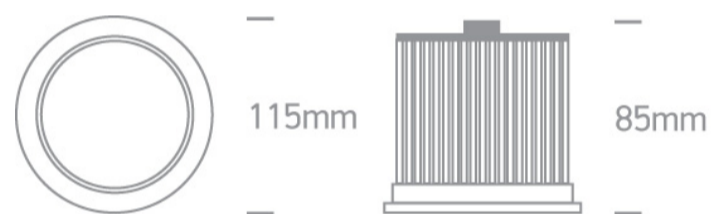
Complies with standard EN60598-1 and any other specific standards.



Downloads



Dimensions



Gallery





Physical Specification

Product Type	Gear
Item Group	06 Downlights Fixed LED
Family	Architectural Downlights
Order Code	10112/G/D
Colour	Grey
Material	Die Cast
Diffuser Material	Acrylic


Shape	Circular
Height	85mm
Diameter	115mm
Cutout Hole Diameter	89mm
Recessed Ceiling	Yes
Depth Required	110mm
Indoor	Yes
Adjustable	No

Electrical Characteristics


Gear	External-Included
Fitting + Driver	
Input Voltage	220-240V
50 Hz	Yes
60 Hz	Yes
Safety Class	
Power(Watts)	9W
IP Rating	IP20
Light Source	LED built in
Dimmable	No
F Mark	

Fitting	
Input Type	Constant Current
Power(Watts)	9W
IP Rating	IP20
Light Source	LED built in

Gear	
Gear Type	Led Driver

Input Voltage	220-240V
50 Hz	Yes
60 Hz	Yes
IP Rating	IP20
Safety Class	
Dimmable	No
Housing Material	Plastic

Illumination Data

Colour Temperature	6000K
Lumen Output	400lm
Light Efficiency	44,44lm/W
CRI	80
Beam Angle	90°
Illumination Diagram	

Packing Info

Box Length	17cm
Box Width	11,5cm
Box Height	11,5cm
Pcs/Carton	10
Barcode	5291889026952
HS Code	9405409900

Energy Label



Certification & Warranty

Warranty

2 Years

Wee Directive

Yes

switch to
one light!

one
LIGHT

