

06 Downlights Fixed LED>The IP54 Dark Light Bathroom Downlights

## 10109FD/W/C



9W Dark Light SMD LED recessed downlight ideal for bathroom installation, IP54.

Complete with 300mA driver.

Complies with standard EN60598-1 and any other specific standards.



### Downloads



### Dimensions



### Gallery






### Physical Specification

Item Group	06 Downlights Fixed LED
Family	The IP54 Dark Light Bathroom Downlights
Order Code	10109FD/W/C
Colour	White
Material	Die Cast
Shape	Circular
Height	50mm

Diameter	120mm
Cutout Hole Diameter	111mm
Recessed Ceiling	Yes
Depth Required	70mm
Indoor	Yes
Outdoor	Yes
Adjustable	No

## Electrical Characteristics

Gear	External-Included
Fitting + Driver	
Input Voltage	220-240V
50 Hz	Yes
60 Hz	Yes
Safety Class	
Power(Watts)	9W
IP Rating	IP54
Light Source	LED built in
Dimmable	No
F Mark	

Fitting	
Input Type	Constant Current
Input Current	300mA
Voltage	28V
Safety Class	
Power(Watts)	8,4W
IP Rating	IP54
Light Source	LED built in
LED Type	SMD 2835

LED Brand

Epistar

F Mark



## Gear

Gear Type

Led Driver

Input Voltage

220-240V

50 Hz

Yes

60 Hz

Yes

Power(Watts)

6-9W

Power Factor

0,9

Constant Current

Yes

300mA

20-30V

IP Rating

IP20

Safety Class



Dimmable

No

Housing Material

Plastic

Output Terminal

Cable

Brand

Kegu

## Illumination Data

Colour Temperature

4000K

Lumen Output

765lm

Light Efficiency

85lm/W

CRI

80

Illumination Diagram



Dark Light

Yes

## Packing Info

Box Length

13cm

Box Width

13cm

Box Height	6cm
Box Weight	0,3kg
Pcs/Carton	40
Barcode	5291889051411
HS Code	9405409900

## Energy Label



## Certification & Warranty

Warranty	2 Years
Weee Directive	Yes

switch to  
**one light!**

**one**  
LIGHT

